

MILTON
CHICAGO 22, ILL.
DRIVEWAY
SIGNAL
PAT PEND

MILTON *INDUSTRIES, INC.*
® Air Accessories & Fittings

Connecting You to Quality

ABOUT US

For over 70 years Milton has been the product of choice when it comes to pneumatic accessories. Our heritage of excellence and dependability started with a simple idea; provide the highest quality products for our customers. A privately held company, Milton was founded as a family business in Chicago in 1943 with only a handful of products. It has grown to a portfolio numbering in the thousands. Milton manufactures and distributes products in Chicago to this day.

Milton is the originator of numerous industry standard products, including the classic M-Style KWIK CHANGE® coupler and plug, window inflator gages, Safety Blo-Guns, and the iconic Driveway Signal chimes and bell. Our high quality products cover a broad range of applications in various industries, such as automotive, fleet maintenance, construction, and manufacturing. These products are the first choice of people who value craftsmanship. Milton continues to be the industry leader in high quality pneumatic accessories and fittings, proudly living up to our heritage of superior products and reliability.

For more information see us at Miltonindustries.com



Mid-1970s Milton

Automotive



Commercial



Farm/Fleet

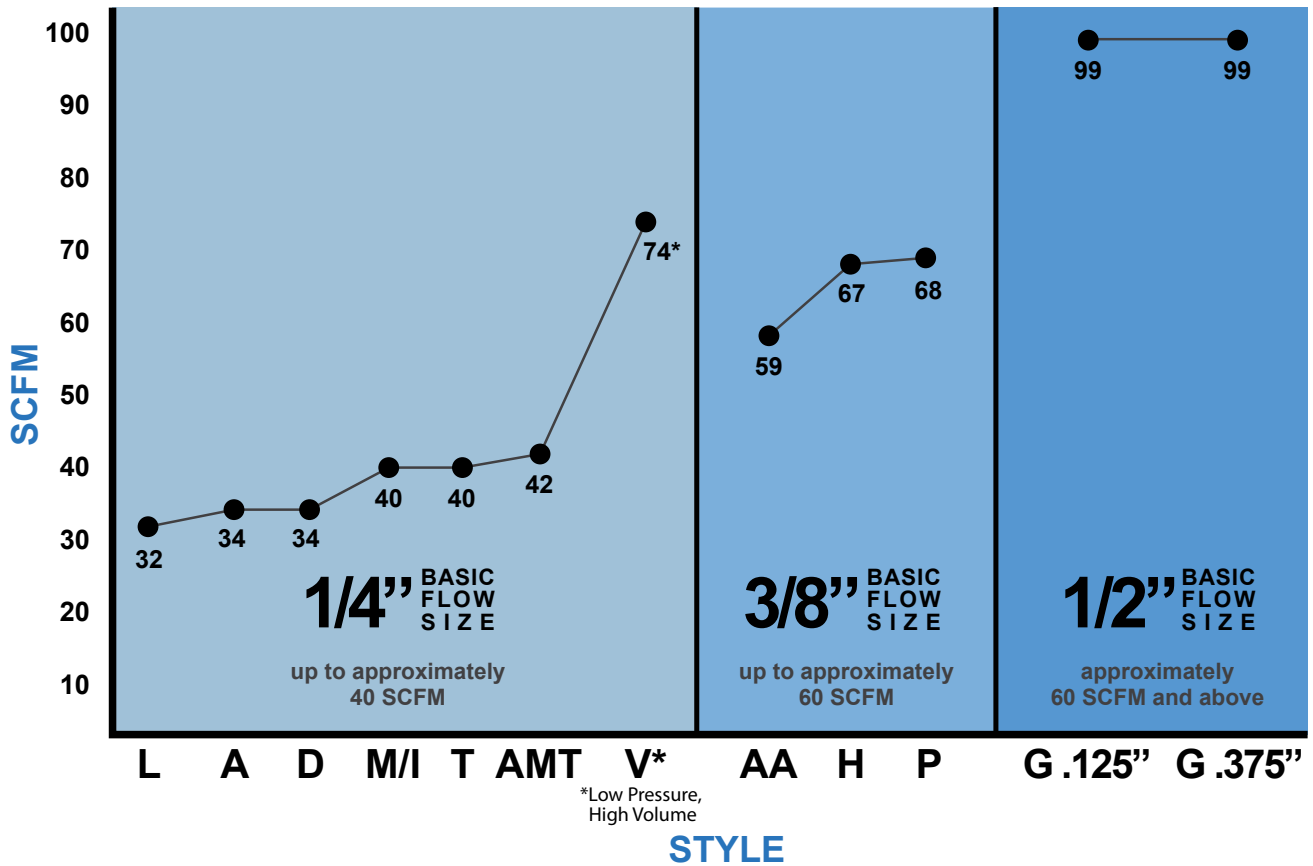


Industrial



Sections are color coded for quicker identification. Each page is color coded in the middle of the page making it easier to locate the category you are searching for.

	Couplers and Plugs	2-22
	Gages	23-32
	FRL's	33-48
	Blo-Guns.....	49-54
	Pneumatic and Air Accessories	55-58
	Tire Hardware	59-65
	Hose and Brass Fittings	66-82
	Test Equipment.....	83-84
	Driveway Signals	85
	Merchandisers and Kits.....	86-87
	FAQs.....	88-89
	Index.....	90-97



3 NUMBERS TO REMEMBER FOR COUPLER/PLUG SELECTION

10 STYLES

The number of coupler/plug styles available in the market

- Ten different styles of couplers/plugs are in current automotive and industrial use today
- Milton offers interchanges with couplers/plugs that will work with most other manufacturer's versions of like styles
- **With the Milton "Match-up system" all couplers and plugs with same letter code can be used together regardless of thread sizes**

3 BASIC FLOW SIZES

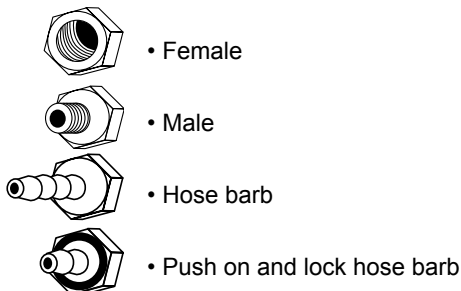
1/4", 3/8", 1/2" (air handling capacity)

- Basic size defines the air handling capacity
- The most popular size for automotive use is 1/4"
- Basic flow size should not be confused with thread size
- Thread size specifies only the size of the pipe fitting the coupler or plug is to be attached to, and has nothing to do with the air handling capacity
- 3/8" and 1/2" sizes are not intended to be connected or disconnected under normal air line pressure

4 NUMBER OF CONNECTIONS

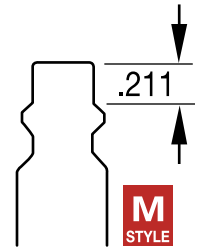
Female, male, barb, push on and lock

- Refers to the method of how couplers/plugs are attached to the hose



Coupler Material	Plug Material	Max Temp.	Air Flow	Max Inlet Pressure	Seals
Brass	Case Hardened Steel Plated to Resist Rust	250° F	40 SCFM (except Push Button)	300 PSI	Buna-N

• Milton M/I-Style KWIK-CHANGE® couplers and plugs will interchange with all manufacturers who comply with the dimensional requirements of military specification MIL-C-4109.



COUPLERS



FEMALE CONNECTION



Brass Body,
Brass Sleeve



Case Hardened
Steel Drag Guard

Prevents
accidental
uncoupling

Part No.	Connection	Packaging
715 / S-715	1/4" FNPT	Box / Displayable
715BK	1/4" FNPT	Bulk
718 / S-718	3/8" FNPT	Box / Displayable
718BK	3/8" FNPT	Bulk

Part No.	Connection	Packaging
713	1/4" FNPT	Box
713BK	1/4" FNPT	Bulk



Push Type, Steel
Sleeve, Drag Guard



Push Button Safety Coupler
36 SCFM

Easy to
identify by
button color

Part No.	Connection	Packaging
755 / S-755	1/4" FNPT	Box / Displayable
755BK	1/4" FNPT	Bulk

Part No.	Connection	Packaging
S-99705	1/4" FNPT	Displayable



MALE CONNECTION



Brass Body,
Brass Sleeve



Push Type, Steel
Sleeve, Drag Guard

Part No.	Connection	Packaging
716 / S-716	1/4" MNPT	Box / Displayable
716BK	1/4" MNPT	Bulk
719 / S-719	3/8" MNPT	Box / Displayable
719BK	3/8" MNPT	Bulk

Part No.	Connection	Packaging
756	1/4" MNPT	Box



Case Hardened Steel
Drag Guard



Push Button Safety Coupler
36 SCFM

1. Push once to
stop airflow.
2. Push twice to
release plug.

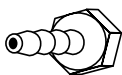
Part No.	Connection	Packaging
714	1/4" MNPT	Box
714BK	1/4" MNPT	Bulk

Part No.	Connection	Packaging
S-99706	1/4" MNPT	Displayable

NOTE: THE "S-" PREFIX INDICATES THAT THE PRODUCT IS DISPLAYABLE.

WARNING: COUPLERS ON THIS PAGE ARE FOR AIR SHOP ONLY.

COUPLERS



HOSE BARB



Case Hardened Steel
Drag Guard

Part No.	Connection	Packaging
717	1/4"	Box
717BK	1/4"	Bulk
717-6	3/8"	Box
717-6BK	3/8"	Bulk



PUSH ON & LOCK HOSE BARB

Just push onto the hose—no clamps required



Case Hardened Steel
Drag Guard

Use only with Push On & Lock Hose #1627 and #1629

Part No.	Connection	Packaging
1717-4	1/4"	Box
1717-4BK	1/4"	Bulk
1717-6	3/8"	Box
1717-6BK	3/8"	Bulk

PLUGS



FEMALE CONNECTION



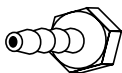
Part No.	Connection	Packaging
729	1/8" FNPT	Box
728 / S-728	1/4" FNPT	Box / Displayable
728BK	1/4" FNPT	Bulk
731	.305-32, re-cap	Box
732 / S-732	3/8" FNPT	Box / Displayable
732BK	3/8" FNPT	Bulk



MALE CONNECTION



Part No.	Connection	Packaging
726	1/8" MNPT	Box
727 / S-727	1/4" MNPT	Box / Displayable
727BK	1/4" MNPT	Bulk
733 / S-733	3/8" MNPT	Box / Displayable
733BK	3/8" MNPT	Bulk



HOSE BARB



Part No.	Connection	Packaging
736	1/4"	Box
736BK	1/4"	Bulk
736-6	3/8"	Box
736-6BK	3/8"	Bulk



PUSH ON & LOCK HOSE BARB



Use only with Push On & Lock Hose #1627 and #1629

Part No.	Connection	Packaging
1736-4	1/4"	Box
1736-4BK	1/4"	Bulk
1736-6	3/8"	Box
1736-6BK	3/8"	Bulk

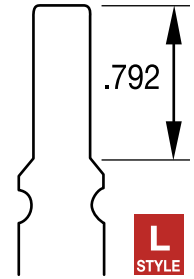
M-STYLE KITS

Part No.	Quantity of Each Part							
	#652-1 Reducer	#685-4 Manifold	#715 Coupler	#716 Coupler	#727 Plug	#728 Plug	#99681-4 Fitting	#99705 Fitting
711 / S-711	-	-	1	-	1	-	-	-
S-210	-	-	2	-	8	2	-	-
S-211	-	-	1	-	3	1	-	-
S-212	-	-	1	-	3	3	-	-
S-218	-	-	1	-	3	3	1	-
S-219	-	-	-	-	3	1	-	1
S-221	-	1	-	3	1	-	-	-
S-222	1	-	1	1	1	1	-	-

NOTE: THE "S-" PREFIX INDICATES THAT THE PRODUCT IS DISPLAYABLE.

WARNING: COUPLERS ON THIS PAGE ARE FOR AIR SHOP ONLY.

Coupler Material	Plug Material	Max Temp.	Air Flow	Max Inlet Pressure	Seals	Application	Sleeve Release
Steel, Plated to Resist Rust	Case Hardened Steel Plated to Resist Rust	250° F	32 SCFM	300 PSI	Buna-N	Automotive	Push-Type



COUPLERS



Part No.	Connection	Packaging
790 / S-790	1/4" FNPT	Box / Displayable
790BK	1/4" FNPT	Bulk



Part No.	Connection	Packaging
794	1/4" MNPT	Box

PLUGS



Part No.	Connection	Packaging
792 / S-792	1/4" FNPT	Box / Displayable
792BK	1/4" FNPT	Bulk



Part No.	Connection	Packaging
791 / S-791	1/4" MNPT	Box / Displayable
791BK	1/4" MNPT	Bulk

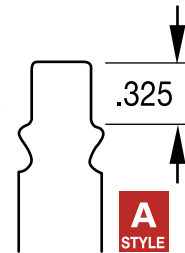


Milton plugs have been around for over 70 years!

NOTE: THE "S-" PREFIX INDICATES THAT THE PRODUCT IS DISPLAYABLE.

WARNING: COUPLERS ON THIS PAGE ARE FOR AIR SHOP ONLY.

Coupler Material	Plug Material	Max Temp.	Air Flow	Max Inlet Pressure	Seals	Sleeve Release
Steel, Plated to Resist Rust	Case Hardened Steel Plated to Resist Rust	250° F	34 SCFM (except Push Button)	300 PSI	Buna-N	Push-Type



COUPLERS

FEMALE CONNECTION

Push type—push plug into coupler to engage, pull back sleeve to remove



Push Button Safety Coupler
36 SCFM

Part No.	Connection	Packaging
775 / S-775	1/4" FNPT	Box / Displayable
775BK	1/4" FNPT	Bulk

Part No.	Connection	Packaging
S-99773	1/4" FNPT	Displayable

MALE CONNECTION



Easy to identify by button color



Push Button Safety Coupler
36 SCFM

Part No.	Connection	Packaging
776 / S-776	1/4" MNPT	Box / Displayable
776BK	1/4" MNPT	Bulk

Part No.	Connection	Packaging
S-99774	1/4" MNPT	Displayable

HOSE BARB



PUSH ON & LOCK HOSE BARB



Use only with Push On & Lock Hose #1627 and #1629

Part No.	Connection	Packaging
776-4	1/4"	Box
776-6	3/8"	Box

Part No.	Connection	Packaging
1776-4	1/4"	Box
1776-6	3/8"	Box

PLUGS

FEMALE CONNECTION



MALE CONNECTION



Part No.	Connection	Packaging
778 / S-778	1/4" FNPT	Box / Displayable
778BK	1/4" FNPT	Bulk

Part No.	Connection	Packaging
777 / S-777	1/4" MNPT	Box / Displayable
777BK	1/4" MNPT	Bulk

NOTE: THE "S-" PREFIX INDICATES THAT THE PRODUCT IS DISPLAYABLE.

WARNING: COUPLERS ON THIS PAGE ARE FOR AIR SHOP ONLY.

PLUGS



HOSE BARB



Part No.	Connection	Packaging
777-4	1/4"	Box
777-4BK	1/4"	Bulk
777-6	3/8"	Box
777-6BK	3/8"	Bulk



PUSH ON & LOCK HOSE BARB



Use only with Push On & Lock Hose #1627 and #1629

Part No.	Connection	Packaging
1777-4	1/4"	Box
1777-6	3/8"	Box

A-STYLE KITS



S-772 Shown

Part No.	Quantity of Each Part		
	#775 Coupler	#777 Plug	#778 Plug
S-772	1	1	-
S-213	1	3	1

AMT-STYLE 3 WAY COUPLERS 1/4" BASIC SIZE

Coupler Material	Air Flow	Ideal for	Sleeve Release	Compatible with Plugs
Heavy Duty Brass, Rust Resistant	42 SCFM	Shops where multiple couplers are used	Push-Type with Drag Guard	



FEMALE CONNECTION



Part No.	Connection	Packaging
745 / S-745	1/4" FNPT	Box / Displayable
745BK	1/4" FNPT	Bulk



MALE CONNECTION

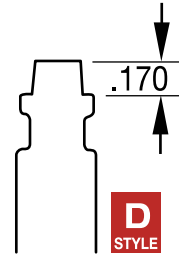


Part No.	Connection	Packaging
746 / S-746	1/4" MNPT	Box / Displayable
746BK	1/4" MNPT	Bulk

NOTE: THE "S-" PREFIX INDICATES THAT THE PRODUCT IS DISPLAYABLE.

WARNING: COUPLERS ON THIS PAGE ARE FOR AIR SHOP ONLY.

Coupler Material	Plug Material	Max Temp.	Air Flow	Max Inlet Pressure	Seals	Application
Steel, Plated to Resist Rust	Case Hardened Steel Plated to Resist Rust	250° F	34 SCFM	300 PSI	Buna-N	Automotive



COUPLERS



FEMALE CONNECTION



Part No.	Connection	Packaging
795	1/4" FNPT	Box



MALE CONNECTION



Part No.	Connection	Packaging
796	1/4" MNPT	Box

PLUGS



FEMALE CONNECTION



Part No.	Connection	Packaging
798	1/4" FNPT	Box



MALE CONNECTION



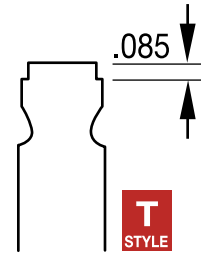
Part No.	Connection	Packaging
797	1/4" MNPT	Box



NOTE: THE "S-" PREFIX INDICATES THAT THE PRODUCT IS DISPLAYABLE.


WARNING: COUPLERS ON THIS PAGE ARE FOR AIR SHOP ONLY.

Coupler Material	Plug Material	Max Temp.	Air Flow	Max Inlet Pressure	Seals	Application
Brass	Case Hardened Steel Plated to Resist Rust	250° F	40 SCFM (except Push Button)	300 PSI	Buna-N	Industrial



COUPLERS

FEMALE CONNECTION



Oversize Sleeve Ring

Part No.	Connection	Packaging
785 / S-785	1/4" FNPT	Box / Displayable
785BK	1/4" FNPT	Bulk
788	3/8" FNPT	Box

Part No.	Connection	Packaging
787	1/4" FNPT	Box
787BK	1/4" FNPT	Bulk



Easy to identify green push button

Push Button Safety Coupler
36 SCFM

Part No.	Connection	Packaging
S-99787	1/4" FNPT	Displayable

MALE CONNECTION



Push Button Safety Coupler
36 SCFM

Part No.	Connection	Packaging
786 / S-786	1/4" MNPT	Box / Displayable
786BK	1/4" MNPT	Bulk
789	3/8" MNPT	Box

Part No.	Connection	Packaging
S-99788	1/4" MNPT	Displayable

HOSE BARB



PUSH ON & LOCK HOSE BARB



Use only with Push On & Lock Hose #1627 and #1629

Part No.	Connection	Packaging
786-4	1/4"	Box
786-6	3/8"	Box

Part No.	Connection	Packaging
1786-4	1/4"	Box
1786-6	3/8"	Box

NOTE: THE "S-" PREFIX INDICATES THAT THE PRODUCT IS DISPLAYABLE.

WARNING: COUPLERS ON THIS PAGE ARE FOR AIR SHOP ONLY.

PLUGS



FEMALE CONNECTION



Part No.	Connection	Packaging
784 / S-784	1/4" FNPT	Box / Displayable
784BK	1/4" FNPT	Bulk



Female Re-Capper Plug

Part No.	Connection	Packaging
779	.305"-32	Box
780	.482"-26	Box



2 3/4" Female Re-Capper Plug

Part No.	Connection	Packaging
781	.482"-26	Box

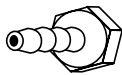


MALE CONNECTION



Milton recommends the use of pipe tape when threading male plugs

Part No.	Connection	Packaging
783 / S-783	1/4" MNPT	Box / Displayable
783BK	1/4" MNPT	Bulk



HOSE BARB



Part No.	Connection	Packaging
783-4	1/4"	Box
783-6	3/8"	Box



PUSH ON & LOCK HOSE BARB



Use only with Push On & Lock Hose #1627 and #1629

Part No.	Connection	Packaging
1783-4	1/4"	Box
1783-6	3/8"	Box

T-STYLE KITS



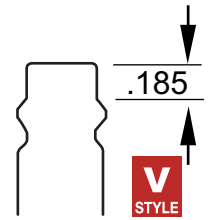
S-782 Shown

Part No.	Quantity of Each Part		
	#783 Plug	#784 Plug	#785 Coupler
S-782	1	-	1
S-215	3	1	1

NOTE: THE "S-" PREFIX INDICATES THAT THE PRODUCT IS DISPLAYABLE.

WARNING: COUPLERS ON THIS PAGE ARE FOR AIR SHOP ONLY.

Coupler Material	Plug Material	Max Temp.	Air Flow	Max Inlet Pressure	Seals	Applications	Sleeve Release	Compatible with Plugs
Brass	Brass or Steel	250° F	74 SCFM	300 PSI	Buna-N	High Volume, Low Pressure	Push-Type	M-Style A-Style



• Will accept M-Style and A-Style plugs, however to retain maximum flow, use V-Style plugs

COUPLERS



FEMALE CONNECTION



Part No.	Connection	Packaging
764 / S-764	1/4" FNPT	Box / Displayable
766 / S-766	3/8" FNPT	Box / Displayable



MALE CONNECTION



Part No.	Connection	Packaging
765 / S-765	1/4" MNPT	Box / Packaging
767 / S-767	3/8" MNPT	Box / Packaging

PLUGS



FEMALE CONNECTION



Brass

Part No.	Connection	Packaging
761 / S-761	1/4" FNPT	Box / Displayable
763 / S-763	3/8" FNPT	Box / Displayable



MALE CONNECTION



Brass

Part No.	Connection	Packaging
760 / S-760	1/4" MNPT	Box / Displayable
762 / S-762	3/8" MNPT	Box / Displayable



Steel

Part No.	Connection	Packaging
761-1 / S-761-1	1/4" FNPT	Box / Displayable
763-1 / S-763-1	3/8" FNPT	Box / Displayable



Steel

Part No.	Connection	Packaging
760-1 / S-760-1	1/4" MNPT	Box / Displayable
762-1 / S-762-1	3/8" MNPT	Box / Displayable

NOTE: STEEL PLUGS ARE HIGHLY RECOMMENDED FOR USE WITH ANY TYPE OF PERCUSSION TOOL SUCH AS IMPACT TOOLS, GRINDERS, POLISHERS, DRILLS, ETC. THE USE OF BRASS PLUGS WITH THESE TOOLS WILL CAUSE DAMAGE AND PREMATURE WEAR TO THE COUPLERS AND PLUGS.

V-STYLE KITS



S-216 Shown

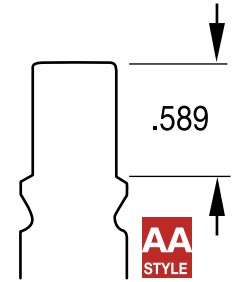
Part No.	Quantity of Each Part		
	#760-1 Plug	#761-1 Plug	#764 Coupler
S-216	1	-	1
S-217	2	2	2

Did you know the V-Style also accepts the M and A styles?

NOTE: THE "S-" PREFIX INDICATES THAT THE PRODUCT IS DISPLAYABLE.

WARNING: COUPLERS ON THIS PAGE ARE FOR AIR SHOP ONLY.

Coupler Material	Plug Material	Max Temp.	Air Flow	Max Inlet Pressure	Seals	Sleeve Release
Heavy Duty Steel	Case Hardened Steel Plated to Resist Rust	250° F	59 SCFM	300 PSI	Buna-N	Push-Type



COUPLERS

FEMALE CONNECTION



Part No.	Connection	Packaging
1875	3/8" FNPT	Box

PLUGS

FEMALE CONNECTION



Part No.	Connection	Packaging
1878	3/8" FNPT	Box

MALE CONNECTION



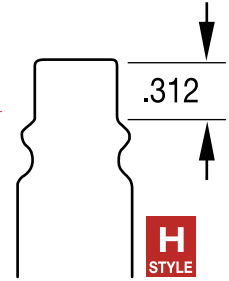
Part No.	Connection	Packaging
1877	3/8" MNPT	Box



NOTE: THE "S-" PREFIX INDICATES THAT THE PRODUCT IS DISPLAYABLE.

WARNING: COUPLERS ON THIS PAGE ARE FOR AIR SHOP ONLY.

Coupler Material	Plug Material	Max Temp.	Air Flow	Max Inlet Pressure	Seals	Applications
Steel, Plated to Resist Rust	Case Hardened Steel Plated to Resist Rust	250° F	67 SCFM	300 PSI	Buna-N	Larger Tool Applications Requiring More SCFMs



COUPLERS



FEMALE CONNECTION



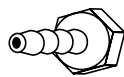
Part No.	Connection	Packaging
1833 / S-1833	1/4" FNPT	Box / Displayable
1833BK	1/4" FNPT	Bulk
1835 / S-1835	3/8" FNPT	Box / Displayable
1835BK	3/8" FNPT	Bulk



MALE CONNECTION



Part No.	Connection	Packaging
1834	1/4" MNPT	Box
1834BK	1/4" MNPT	Bulk
1836 / S-1836	3/8" MNPT	Box / Displayable
1836BK	3/8" MNPT	Bulk



HOSE BARB



Part No.	Connection	Packaging
1836-6	3/8"	Box



PUSH ON & LOCK HOSE BARB



Use only with Push On & Lock Hose #1627 and #1629

Part No.	Connection	Packaging
1796-6	3/8"	Box
1796-6BK	3/8"	Bulk

PLUGS



FEMALE CONNECTION



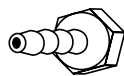
Part No.	Connection	Packaging
1840 / S-1840	1/4" FNPT	Box / Displayable
1840BK	1/4" FNPT	Bulk
1838 / S-1838	3/8" FNPT	Box / Displayable
1838BK	3/8" FNPT	Bulk



MALE CONNECTION



Part No.	Connection	Packaging
1839 / S-1839	1/4" MNPT	Box / Displayable
1839BK	1/4" MNPT	Bulk
1837 / S-1837	3/8" MNPT	Box / Displayable
1837BK	3/8" MNPT	Bulk



HOSE BARB



Part No.	Connection	Packaging
1837-6	3/8"	Box
1837-6BK	3/8"	Bulk




PUSH ON & LOCK HOSE BARB



Use only with Push On & Lock Hose #1627 and #1629

Part No.	Connection	Packaging
1797-6	3/8"	Box
1797-6BK	3/8"	Bulk

H-STYLE KIT

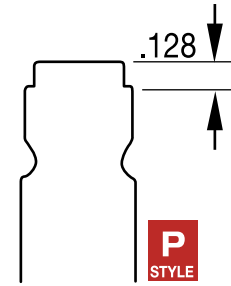


Part No.	Quantity of Each Part				
	#652-4 Reducer	#1835 Coupler	#1836 Coupler	#1837 Plug	#1838 Plug
S-223	1	1	1	1	1

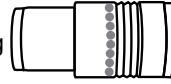
NOTE: THE "S-" PREFIX INDICATES THAT THE PRODUCT IS DISPLAYABLE.

WARNING: COUPLERS ON THIS PAGE ARE FOR AIR SHOP ONLY.

Coupler Material	Plug Material	Max Temp.	Air Flow	Max Inlet Pressure	Seals
Heavy Duty Steel	Case Hardened Steel Plated to Resist Rust	250° F	68 SCFM	300 PSI	Buna-N



• Bodies have 8 locking balls for better retention of plug



COUPLERS



FEMALE CONNECTION



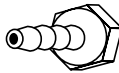
Part No.	Connection	Packaging
1803 / S-1803	1/4" FNPT	Box / Displayable
1803BK	1/4" FNPT	Bulk
1805 / S-1805	3/8" FNPT	Box / Displayable
1805BK	3/8" FNPT	Bulk



MALE CONNECTION



Part No.	Connection	Packaging
1804	1/4" MNPT	Box / Displayable
1804BK	1/4" MNPT	Bulk
1806 / S-1806	3/8" MNPT	Box / Displayable
1806BK	3/8" MNPT	Bulk



HOSE BARB



Part No.	Connection	Packaging
1806-6	3/8"	Box
1806-6BK	3/8"	Bulk



PUSH ON & LOCK HOSE BARB



Use only with Push On & Lock Hose #1627 and #1629

Part No.	Connection	Packaging
1746-6	3/8"	Box
1746-6BK	3/8"	Bulk

PLUGS



FEMALE CONNECTION



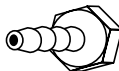
Part No.	Connection	Packaging
1810 / S-1810	1/4" FNPT	Box / Displayable
1810BK	1/4" FNPT	Bulk
1808 / S-1808	3/8" FNPT	Box / Displayable
1808BK	3/8" FNPT	Bulk



MALE CONNECTION



Part No.	Connection	Packaging
1809 / S-1809	1/4" MNPT	Box / Displayable
1809BK	1/4" MNPT	Bulk
1807 / S-1807	3/8" MNPT	Box / Displayable
1807BK	3/8" MNPT	Bulk



HOSE BARB



Part No.	Connection	Packaging
1807-6	3/8"	Box



PUSH ON & LOCK HOSE BARB



Use only with Push On & Lock Hose #1627 and #1629

Part No.	Connection	Packaging
1747-6	3/8"	Box
1747-6BK	3/8"	Bulk

P-STYLE KIT



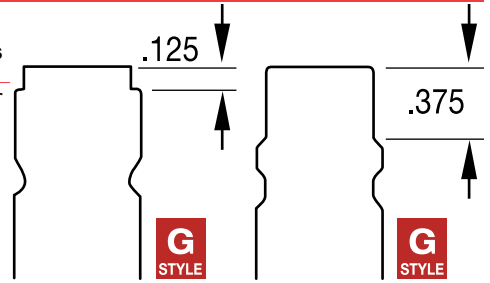
Part No.	Quantity of Each Part	
	#1803 Coupler	#1809 Plug
S-1802	1	1

NOTE: THE "S-" PREFIX INDICATES THAT THE PRODUCT IS DISPLAYABLE.

WARNING: COUPLERS ON THIS PAGE ARE FOR AIR SHOP ONLY.

Coupler Material	Plug Material	Max Temp.	Air Flow	Max Inlet Pressure	Seals	Applications
Steel, Plated to Resist Rust	Case Hardened Steel Plated to Resist Rust	250° F	99 SCFM	300 PSI	Buna-N	Require Over 60 SCFM

- 2 styles available but both function the same
- Highest SCFM rating



COUPLERS



FEMALE CONNECTION



Part No.	Connection	Packaging
1813	3/8" FNPT	Box
1815 / S-1815	1/2" FNPT	Box
1815BK	1/2" FNPT	Bulk



MALE CONNECTION



Part No.	Connection	Packaging
1814	3/8" MNPT	Box
1816 / S-1816	1/2" MNPT	Box / Displayable
1816BK	1/2" MNPT	Bulk

PLUGS



FEMALE CONNECTION



.125 Size

Part No.	Connection	Packaging
1820	3/8" FNPT	Box
1818 / S-1818	1/2" FNPT	Box / Displayable
1818BK	1/2" FNPT	Bulk



.375 Size

Part No.	Connection	Packaging
1860	3/8" FNPT	Box
1858	1/2" FNPT	Box



MALE CONNECTION



.125 Size


Part No.	Connection	Packaging
1819	3/8" MNPT	Box
1819BK	3/8" MNPT	Bulk
1817 / S-1817	1/2" MNPT	Box / Displayable
1817BK	1/2" MNPT	Bulk



.375 Size

Part No.	Connection	Packaging
1855	1/4" MNPT	Box
1855BK	1/4" MNPT	Bulk
1859	3/8" MNPT	Box
1859BK	3/8" MNPT	Bulk
1857	1/2" MNPT	Box
1857BK	1/2" MNPT	Bulk

G-STYLE KIT



Part No.	Quantity of Each Part				
	#652-8 Reducer	#1815 Coupler	#1816 Coupler	#1817 Plug	#1857 Plug
S-224	1	1	1	1	1

NOTE: THE "S-" PREFIX INDICATES THAT THE PRODUCT IS DISPLAYABLE.

WARNING: COUPLERS ON THIS PAGE ARE FOR AIR SHOP ONLY.

Straight-Thru

STRAIGHT THRU COUPLERS & PLUGS—For High Pressure Washers

Coupler Material	Plug Material	Compatible with	Application
Brass, Stainless Steel Balls and spring	Case Hardened Steel Plated to Resist Rust	Other Major Manufacturers of Straight Thru Couplers	High Pressure Washers Industrial Carpet Cleaning


COUPLERS



FEMALE CONNECTION



MALE CONNECTION



Part No.	Connection	Basic Size	Max Working Pressure	Packaging
1761	1/4" FNPT	1/4"	5200 PSI	Box
1761BK	1/4" FNPT	1/4"	5200 PSI	Bulk
1765	3/8" FNPT	3/8"	2700 PSI	Box
1765BK	3/8" FNPT	3/8"	2700 PSI	Bulk

Part No.	Connection	Basic Size	Max Working Pressure	Packaging
1762	1/4" MNPT	1/4"	5200 PSI	Box
1762BK	1/4" MNPT	1/4"	5200 PSI	Bulk
1766	3/8" MNPT	3/8"	2700 PSI	Box
1766BK	3/8" MNPT	3/8"	2700 PSI	Bulk

PLUGS



FEMALE CONNECTION



MALE CONNECTION



Part No.	Connection	Basic Size	Max Working Pressure	Packaging
1764	1/4" FNPT	1/4"	5200 PSI	Box
1764BK	1/4" FNPT	1/4"	5200 PSI	Bulk
1768	3/8" FNPT	3/8"	2700 PSI	Box
1768BK	3/8" FNPT	3/8"	2700 PSI	Bulk

Part No.	Connection	Basic Size	Max Working Pressure	Packaging
1763	1/4" MNPT	1/4"	5200 PSI	Box
1763BK	1/4" MNPT	1/4"	5200 PSI	Bulk
1767	3/8" MNPT	3/8"	2700 PSI	Box
1767BK	3/8" MNPT	3/8"	2700 PSI	Bulk

Milton has the highest standards in the industry



WARNING: STRAIGHT THRU COUPLERS ARE NOT TO BE USED IN HYDRAULIC APPLICATIONS. USE ONLY WITH COMPRESSED AIR OR WATER.

NOTE: THE "S-" PREFIX INDICATES THAT THE PRODUCT IS DISPLAYABLE.

TWIST-LOCK UNIVERSAL COUPLERS

Coupler Material	Max Temp.	Max Working Pressure	Applications
Malleable Iron	160° F	150 PSI	Construction, Highway Maintenance, Mining Mobile Compressors, Agriculture, Tool Rental Shops

- Commonly referred to as “Crowfoot” or “Claw” type couplers
- Milton twist lock couplers come complete with safety clip and lanyard
- 1860 series Universal/Chicago style coupler 1/4” to 1” couplings can be used with each other. 1 1/4”, 1 1/2” and 2” cannot be used with the smaller sizes



Part No.	Connection	Packaging
1864-2	1/4” FNPT	Box
1864-4	3/8” FNPT	Box
1864-6	1/2” FNPT	Box
1864-8	3/4” FNPT	Box
1864	1” FNPT	Box

Part No.	Connection	Packaging
1864-10	1 1/4” FNPT	Box
1864-12	1 1/2” FNPT	Box
1864-14	2” FNPT	Box



Part No.	Connection	Packaging
1863-2	1/4” MNPT	Box
1863-4	3/8” MNPT	Box
1863-6	1/2” MNPT	Box
1863-8	3/4” MNPT	Box
1863	1” MNPT	Box



Part No.	Connection	Packaging
1862-4	3/8”	Box
1862-6	1/2”	Box
1862-8	3/4”	Box
1862	1”	Box

Part No.	Connection	Packaging
1862-10	1 1/4”	Box
1862-12	1 1/2”	Box
1862-14	2”	Box



Replacement Parts Universal Twist Lock Couplers:	
1865-1	Safety Clip for Universal Twist Lock Couplers
1865-2	Lanyard
1865-3	Rubber Replacement Grommet for Twist Lock Couplers, 1/4” to 1”
1865-4	Rubber Replacement Grommet for Twist Lock Couplers, 1 1/4” to 2”

WARNING: TWIST LOCK COUPLERS ARE NOT FOR STEAM OR HYDRAULIC APPLICATIONS.

NOTE: THE “S-” PREFIX INDICATES THAT THE PRODUCT IS DISPLAYABLE.

WARNING: COUPLERS ON THIS PAGE ARE FOR AIR SHOP ONLY.



Coupler/Plug Cross-Reference

With the Milton "Match-up system" all couplers and plugs with same letter code (on face of skin-card) can be used together regardless of thread sizes. Milton M-Style "KWIK-CHANGE®" couplers and plugs will INTERCHANGE with all manufacturers who comply with the dimensional requirements of military specification MIL-C-4109

MILTON	AMFLO	ARO	CAMEL	COIL HOSE	DIXON	FORNEY	LINCOLN	NAPA	PARKER	TRU-FLATE	MILTON
1/4" Basic flow size: MILTON INDUSTRIAL M-STYLE											
711	C20-AU		61-572			75305	5878	90-669		13-201	711
715	C20	MSCF22-000	61-573	150	DC20	75317	632004	90-670	B23	13-235	715
716	C21	MSCM22-000	61-574	152	DC21	75316		90-672	B22	13-224	716
717	C20-42	MSCH22-000	61-575	153	DC2042	75480		90-671	B20-3B	13-264	717
717-6	C20-44	MSCH23-000	61-720		DC2044					13-266	717-6
718	C20-23	MSCF23-000	61-718	151	DC2023	75479		90-667	B23E	13-236	718
719	C21-03	MSCM23-000	61-716	155	DC2103			90-657	B22E	13-226	719
726	CP21-01	23902-110		1504	DC2101		630102	90-675	H0C		726
727	CP21	23902-210	61-578	1501	DCP21	75301	630104	90-674	H2C	12-224/12-225	727
728	CP20	23902-200	61-579	1502	DCP20	75302	630204	90-676	H3C	12-234/12-235	728
729	CP20-21	23902-100		1509	DCP2021			90-665	H1C		729
731	CP22		61-023								731
732	CP20-23	23902-300		1505	DCP2023			90-659	H3C-E	12-236	732
733	CP21-03	23902-310	61-535	1503	DCP2103	75471		90-677	H2C-E	12-226	733
736	CP21-42	23902-220	61-576	1506	DCP2142			90-673	H8C	12-264	736
736-6	CP21-44	23902-420		1508	DCP2144				H9C	12-266	736-6
745						75527				13-510/13-511	745
746						75526				13-508/13-509	746
755	C40B	MSCF22-X00	61-013		DCB20	75520		90-615	B33	13-755	755
756	C41B	MSCM22-X00	61-011		DCB21	75521		90-617	B32	13-756	756
1717-4	C20-42L	MSCP22-000							B20-3BP		1717-4
1717-6	C20-44L	MSCP23-000							B20-5BP		1717-6
1736-4	CP21-42L	23902-227							H8CP		1736-4
1736-6	CP21-44L	23902-228							H9CP		1736-6
1/4" Basic flow size: ARO 210 A-STYLE											
772						75522				13-301	772
775	C38, C46	210	61-518, 61-526	140	DC38	75318		90-613	B53	13-334/13-335	775
776	C37, C45	210-212	61-527, 61-581		DC37	75482			B50	13-324/13-325	776
776-4	C38-42	210-022			DC3842			90-679	B50-3BP		776-4
776-6	C38-44	210-215			DC3844				B50-5BP		776-6
777	CP37	2608	61-528	1401	DCP37	75303	13329	90-618	A2C	12-324/12-325	777
777-4	CP37-42	3946		1406	DCP3742				A8C		777-4
777-6	CP37-44	22238			DCP3744						777-6
778	CP38	2609	61-529	1402	DCP38	75473	13331	90-620	A3C	12-334/12-335	778
1776-4	C38-42L	210-227									1776-4
1776-6	C38-44L	210-028									1776-6
1777-4	CP37-42L	6944							A8CP		1777-4
1777-6	CP37-44L										1777-6
1/4" Basic flow size: LINCOLN L-STYLE											
790	C28	LNCF22-000	61-548	170	DC28	75523*	815	90-644	B73	13-434/13-435	790
791	CP27	LNPM22-000	61-550	1701	DCP27	75304	11659	90-648	L2C	12-424/12-425	791
792	CP28	LNPF22-000	61-551	1702	DCP28	75524	11661	90-650	L3C	12-434/12-435	792
794	C27	LNCM22-000	61-486		DC27	75525		90-645		13-424/13-425	794
1/4" Basic flow size: TRU-FLATE/PARKER T-STYLE											
779	CP12		61-544							12-104	779
780			61-543					90-634			780
781	CP14		61-552					90-652			781
782						75519		90-624		13-101	782
783	CP1	TFPM22-000	61-538	1601	DCP1	75300	5872	90-628	2C	12-124/12-125	783
783-4	CP1-42	TFPH22-000		1606	DCP142	75470		90-630	8C	12-117	783-4
783-6	CP1-44	TFPH23-000		1608	DCP143			90-626	9C		783-6
784	CP2	TFPF22-000	61-539	1602	DCP2	75308	5873	90-600	3C	12-134/12-135	784
785	C2	TFCF22-000	61-523	160	DC2	75315	5871	90-610	B13	13-134/13-135	785
786	C1	TFCM22-000	61-524	162	DC1	75309	5870	90-607	B12	13-124/13-125	786
786-4	C2-42	TFCH22-000		163	DC242			90-611	B10-3B	13-164	786-4
786-6	C2-44	TFCH23-000		166	DC244			90-609	B10-5B		786-6
787	C2R		61-487, 61-545			75478				13-136/13-137	787

Couplers and Plugs

Coupler/Plug Cross-Reference



MILTON	AMFLO	ARO	CAMEL	COIL HOSE	DIXON	FORNEY	LINCOLN	NAPA	PARKER	TRU-FLATE	MILTON
1/4" Basic flow size: TRU-FLATE/PARKER T-STYLE											
788	C2-23	TFCF23-000	61-704							13-138	788
789	C1-03	TFCM23-000			DC103						789
1783-4	CP1-42L	TFPP22-000							8CP		1783-4
1783-6	CP1-44L	TFPP23-000							9CP		1783-6
1786-4	C2-42L	TFCH22-000							B10-3BP		1786-4
1786-6	C2-44L	TFCH23-000							B10-5BP		1786-6
3/8" Basic flow size: MILTON INDUSTRIAL H-STYLE											
1796-6	C26-44L	MSCP33-000							24-5BP		1796-6
1797-6	CP25-44L	23903-28							H5EP		1797-6
1833	C26-22	MSCM32-000		582	DC2622			90-629	25C		1833
1834	C25-02							90-625			1834
1835	C26	MSCF33-000	61-482	580	DC26	75321	642006	90-680	25	13-536/13-537	1835
1836	C25	MSCM33-000	61-483	581	DC25	75483		90-682	24	13-526/13-527	1836
1836-6	C26-44	MSCH33-000		586	DC2644			90-635	24-6B		1836-6
1837	CP25	23903-310	61-484	5801	DCP25	75307	640108	90-683	H2E	12-526/12-527	1837
1837-6	CP25-44	23903-420		5806	DCP2544			90-651	H5E		1837-6
1838	CP26	23903-300	61-485	5802	DCP26	75474	640206	90-681	H3E	12-536/12-537	1838
1839	CP25-02	23903-210		5803	DCP2502		640104	90-605	H0E	12-525	1839
1840	CP26-22	23903-200		5804	DCP2622		640204	90-606	H1E	12-535	1840
3/8" Basic flow size: ARO AA-STYLE											
1875	C36	310			DC36						1875
1877	CP35	3804			DCP35						1877
1878	CP36	3806			DCP36						1878
3/8" Basic flow size: TRU-FLATE/PARKER P-STYLE											
1746-6	C6-44L	TFCP23-000							14-5BP		1746-6
1747-6	CP5-44L	TFPP23-000							5EP		1747-6
1803	C8	TFCF32-000	61-476	592	DC8	75485		90-686	15C	13-610/13-611	1803
1804	C7	TFCM32-000	61-478		DC7			90-684		13-602	1804
1805	C6	TFCF33-000	61-553	590	DC6	75320	5874	90-654	15	13-612/13-613	1805
1806	C5	TFCM33-000	61-554	591	DC5	75484		90-656	14	13-604	1806
1806-6	C6-44	TFCH33-000		598	DC644			90-521	14-5B	13-666	1806-6
1807	CP5	TFPM33-000	61-558	5901	DCP5		5875	90-658	2E	12-604/12-605	1807
1807-6	CP5-44	TFPH33-000		5906	DCP544			90-530	5E		1807-6
1808	CP6	TFPF33-000	61-559	5902	DCP6	75476	5876	90-660	3E	12-612	1808
1809	CP7	TFPM32-000	61-480	5903	DCP7	75475		90-685	0E	12-602/12-603	1809
1810	CP8	TFPF32-000	61-481	5904	DCP8			90-687	1E	12-610	1810
1/2" Basic flow size: MILTON INDUSTRIAL G-STYLE											
1813	C10-23	TFCF43-000	61-472	123	DC1023			90-690	17E	13-710	1813
1814	C9-03	TFCM43-000		121	DC903			90-688	16E	13-702	1814
1815	C10	TFCF44-000	61-563	120	DC10		652008	90-662	B37	13-712/13-713	1815
1816	C9	TFCM44-000	61-564	122	DC9			90-664	B36	13-704	1816
1855											1855
1857	CP17	23904-410	61-134	1201	DCP17		650108	90-578	H2F	12-752	1857
1858	CP18	23904-400	61-137	1202	DCP18		650208	90-588	H3F	12-762	1858
1859	CP17-03	23904-310	61-133	1203	DCP1703		650106	90-575	H0F		1859
1860	CP18-23	23904-3	61-136	1204	DCP1823		650206	90-587	H1F		1860
1/2" Basic flow size: TRU-FLATE/PARKER G-STYLE											
1813	C10-23	TFCF43-000	61-472	123	DC1023			90-690	17E	13-710	1813
1814	C9-03	TFCM43-000		121	DC903			90-688	16E	13-702	1814
1815	C10	TFCF44-000	61-563	120	DC10			90-662	B37	13-712/13-713	1815
1816	C9	TFCM44-000	61-564	122	DC9			90-664	B36	13-704	1816
1817	CP9	TFPM44-000	61-568		DCP9			90-666	2F	12-704/12-705	1817
1818	CP10	TFPF44-000	61-569		DCP10			90-668	3F	12-712	1818
1819	CP9-03	TFPM43-000	61-474		DCP903			90-689	0F	12-702	1819
1820	CP10-23	TFPF43-000	61-475		DCP1023			90-691	1F	12-710	1820

Couplers and Plugs

CAM & GROOVE COUPLERS

CAM & GROOVE COUPLERS

Coupler Material	Max Working Pressure	Applications
Aluminum or Polypropylene	150 PSI	Industrial, Fleet Mining

- Milton strongly recommends using Teflon tape, pipe dope or other similar products on aluminum threads to prevent seizure
- Conforms to mil spec 27487
- 1865-1 Safety Clip



A-STYLE

Female Thread, Male Adapter



Aluminum Part No.	NPT	Polypropylene Part No.
2001-1	3/4"	2101-1
2001-2	1"	2101-2
2001-3	1 1/4"	2101-3
2001-4	1 1/2"	2101-4
2001-5	2"	2101-5
2001-6	2 1/2"	N/A
2001-7	3"	2101-7
2001-8	4"	N/A
2001-9	6"	N/A

B-STYLE

Male Thread, Female Adapter



Aluminum Part No.	NPT	Polypropylene Part No.
2002-1	3/4"	2102-1
2002-2	1"	2102-2
2002-3	1 1/4"	2102-3
2002-4	1 1/2"	2102-4
2002-5	2"	2102-5
2002-6	2 1/2"	N/A
2002-7	3"	2102-7
2002-8	4"	N/A
2002-9	6"	N/A

C-STYLE

Hose Barb Connection, Female Adapter



Aluminum Part No.	Size	Polypropylene Part No.
2003-1	3/4"	2103-1
2003-2	1"	2103-2
2003-3	1 1/4"	2103-3
2003-4	1 1/2"	2103-4
2003-5	2"	2103-5
2003-6	2 1/2"	N/A
2003-7	3"	2103-7
2003-8	4"	N/A
2003-9	6"	N/A

D-STYLE

Female Thread, Female Adapter



Aluminum Part No.	NPT	Polypropylene Part No.
2004-1	3/4"	2104-1
2004-2	1"	2104-2
2004-3	1 1/4"	2104-3
2004-4	1 1/2"	2104-4
2004-5	2"	2104-5
2004-6	2 1/2"	N/A
2004-7	3"	2104-7
2004-8	4"	N/A
2004-9	6"	N/A

NOTE: THE "S-" PREFIX INDICATES THAT THE PRODUCT IS DISPLAYABLE.

WARNING: COUPLERS ON THIS PAGE ARE FOR AIR SHOP ONLY.

E-STYLE

Hose Barb Connection, Male Adapter



Aluminum Part No.	Size	Polypropylene Part No.
2005-1	3/4"	2105-1
2005-2	1"	2105-2
2005-3	1 1/4"	2105-3
2005-4	1 1/2"	2105-4
2005-5	2"	2105-5
2005-6	2 1/2"	N/A
2005-7	3"	2105-7
2005-8	4"	N/A
2005-9	6"	N/A

F-STYLE

Male Thread, Male Adapter



Aluminum Part No.	NPT	Polypropylene Part No.
2006-1	3/4"	2106-1
2006-2	1"	2106-2
2006-3	1 1/4"	2106-3
2006-4	1 1/2"	2106-4
2006-5	2"	2106-5
2006-6	2 1/2"	N/A
2006-7	3"	2106-7
2006-8	4"	N/A
2006-9	6"	N/A

DC-STYLE CAPS



Aluminum Part No.	Size	Polypropylene Part No.
2007-1	3/4"	2107-1
2007-2	1"	2107-2
2007-3	1 1/4"	N/A
2007-4	1 1/2"	2107-4
2007-5	2"	2107-5
2007-6	2 1/2"	N/A
2007-7	3"	2107-7
2007-8	4"	N/A
2007-9	6"	N/A

DP-STYLE DUST PLUGS



Aluminum Part No.	Size	Polypropylene Part No.
2008-1	3/4"	2108-1
2008-2	1"	2108-2
2008-3	1 1/4"	N/A
2008-4	1 1/2"	2108-4
2008-5	2"	2108-5
2008-6	2 1/2"	N/A
2008-7	3"	2108-7
2008-8	4"	N/A
2008-9	6"	N/A

CAM AND GROOVE ALUMINUM AND POLYPROPYLENE COUPLING REPAIR PARTS



Camlock Washer

Part No.	Size
2009-1	3/4"
2009-2	1"
2009-3	1 1/4"
2009-4	1 1/2"
2009-5	2"
2009-6	2 1/2"
2009-7	3"



Camlock Handle

Part No.	Size
2010-1	3/4"
2010-2	1"
2010-3	1 1/4" - 2 1/2"
2010-4	3"

NOTE: THE "S-" PREFIX INDICATES THAT THE PRODUCT IS DISPLAYABLE.

WARNING: COUPLERS ON THIS PAGE ARE FOR AIR SHOP ONLY.

VARIABLE ANGLE SWIVEL FITTINGS

- Fittings rotate 360° at a 45° angle in any direction virtually eliminating hose twisting and kinking
- Rubber dust cover

Max Working Pressure	Temperature Range
145 PSI	-37° F to 176° F



Part No.	NPT Connection	Opposite Connection
99681	1/4" Male	1/4" Male NPT
99681-1	1/4" Male	1/4" Female NPT
99681-2	1/4" Male	1/4" Hose Barb
99681-3	3/8" Male	1/4" ID Hose Barb
99681-4	1/4" Male	1/4" M-Style plug
99681-5	3/8" Male	1/4" M-Style plug
99681-6	1/4" Male	1/4" A-Style plug
99681-7	1/4" Female	1/4" Female NPT
99681-8	1/4" Male	1/4" T-Style plug
99681-9	1/4" Female	1/4" T-Style plug

3 IN 1 AIR MANIFOLDS

- Supply 3 air tools from a single inlet
- Great for multiple lines from one air compressor
- No need to switch out tools
- No need to disconnect and connect for every tool change
- Maximum working pressure: 300 PSI

Aluminum is sturdy and lightweight



Solid brass is a flat hex shape



Part No.	Body Material	Inlet NPT Female	Three Outlets NPT Female
S-685-4	Aluminum	1/4"	1/4"
S-685-6	Aluminum	3/8"	1/4"
S-685-8	Aluminum	1/2"	1/4"
683-4	Brass	1/4"	1/4"
683-5 / S-683-5	Brass	3/8"	1/4"
683-6	Brass	3/8"	3/8"







NOTE: THE "S-" PREFIX INDICATES THAT THE PRODUCT IS DISPLAYABLE.

WARNING: COUPLERS ON THIS PAGE ARE FOR AIR SHOP ONLY.

DIAL TYPE TIRE GAGES

- Internal diaphragm construction for greater durability
- 45° chuck
- Dial reads in PSI and kPa
- Deflator valve
- S-934 has a tire tread depth gauge
- Durable rubber boot
- S-935, S-936, and 951 have a 12" hose

	Part No.	Chuck Head Head	PSI	Increments (lb.)	kPa	Increments (kPa)
 	S-931 S-932 S-933	Single Single Single	0-15 0-60 0-160	1/2 lb. 2 lb. 5 lb.	0-100 0-400 0-1100	2 20 20
  <p>Tire Tread Depth</p>	S-934	Single	0-120	2 lb.	0-800	20
	S-935 S-936	Dual Dual	0-60 0-160	2 5	0-400 0-1100	20 20
	951	12" Dual-Head, Straight-Foot	0-160	5	0-1100	20
	956	Straight Large Bore Durable Rubber Boot	0-160	5	0-1100	20




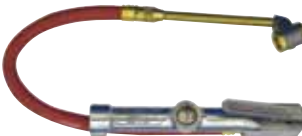








INFLATOR TIRE GAGES

PSI	Increments (lb.)	kPa*	Increments (kPa)	Threads
10-160	2	80-840	20	3/8-24

- Milton is known for inflator gages. In fact, Milton was the first in the industry to offer replacement cartridges.
- Heavy duty construction
- Magnifying window lens
- Full swivel chuck
- * Special order

The first and still the best!

	Part No.	Chuck Head
	504 / S-504	Straight Minimizes breakage to TPMS valves
	505 / S-505	Single Head great for motorcycle or other hard to reach valves
	506 / S-506	Dual
	08-A1-506	Large Bore Dual Head For off-road equipment—bulldozers and dumptrucks
	516 / S-516	Straight Foot with Lock On Threads—no need to hold chuck on tire valve during inflation
	502	Kwik Grip Safety securely locks to the tire valve
	503	Single Head with Chuck Clip attaches quickly
 	501	For High Pressure Dual Head Straight Foot meets OSHA regulation
	98-A1-501	Dual Head Straight Foot OSHA compliant

REPLACEMENT GAGE CARTRIDGE FOR ALL WINDOW INFLATOR GAGES



507

• For all 500 Series Milton window inflator gages

REPLACEMENT VALVE CARTRIDGE

All hose whips have 3/8"-24 threads



512

• For all 500 Series Milton window inflator gages

Replacement Hose Whip Part No. and Length	Replacement Air Chuck Part No.	Air Chuck Threads
 510 (15")	 P500-45	1/4" Barb
 508 (15")	 P500-44	7/16"-27 UNS
 509 (15")	 500-4	1/8"-27 NPT
N/A	 P982	1/8"-27 NPT
 519 (15")	 P516	1/8"-27 NPT
 513 (3')	 P500-46	1/4"-18 NPT
 511 (3')	 500-43	7/16"-27 UNS
 514 (5')	 P516	1/8"-27 NPT
 P98-A1-501 (15')	 P516	1/8"-27 NPT











Inflator Gages

INFLATOR TIRE GAGES

PSI (lb.)	kPa* (kPa)	Application
10-160	80-840	Truck Tire Inflation

* 551 only

Gages

	Part. No.	Chuck Head	Hose Length	Push Button Deflator	Meets OSHA 1910.177
	517	12" Swivel Extended Reach Dual Head Straight Foot	2'	Yes	No
	518	Easy On Grip	5'	Yes	Yes
	553	Dual Lock-On	5'	Yes	Yes
	556	Large-Bore Secure Lock-On	6'	Yes	Yes
 	550	12" Swivel Extended Reach Dual Head Lock-On (1) Swivel Easy On Locking Grip (1)	7' (2)	Yes	Yes
 	551	Dual Lock-On with 6" Extension	7' (2)	No	Yes
 	552	12" Swivel Extended Reach Dual Head Straight Foot	50'	Yes	Yes

Fill 2 tires at the same time

Fill 2 tires at the same time

Use glad hand with on-board compressor!

HIGH PRESSURE INFLATOR ASSEMBLY KIT

- High pressure remote control safety gage complete with carrying case



Part No.	Description
1065	Inflator Assembly Kit

SLIP SLEEVE CONSTANT BLEED DETACHABLE FITTING

Part No.	Connection	For Use with
1014	J.I.C. 1/2"x20	#1007
1071G	1/4" MNPT	#1066 #1067
1072G	1/4" MNPT	#1006 #1015

DUAL CHUCK STEM GAGE ASSEMBLY

- Dual-chuck with chuck-foot extension
- Includes metal carrying case



Part No.	PSI	Gaging Element
1064	0-400	Pressure Gage



Part No.	PSI	Gaging Element	Assembly
1059	10-150	#1067	Quick-Disconnect
1063	50-600	#1066	Quick-Disconnect

Replacement Parts

	1004	Replacement Valve Cartridge		1067	10-150 PSI Gaging Element
	1005	Valve Retainer Screw		1066	50-600 PSI Gaging Element
	1006	10' Hose Assembly		1068	Remote Controller Assembly
	1015	15' Hose Assembly		1069	Safety Pop-Off Valve
	1007	Tire Valve Adaptor		1000-22	Non-Sealing Tire Valve Extension
	1008	Bleeder Petcock - 1/8" MNPT		1073	Reducer Bushing - 3/8" MNPTx1/4" FNPT
	1065-9	1/4" Stainless Steel Adapter			



NOTE: These are high pressure inflator gages and are intended for PSI applications up to 600 PSI.

Bayonet Gages

BAYONET INFLATOR GAGES

PSI	Increments (lb.)	kPa	Increments (kPa)	NPT
10-120	2	80-840	20	1/4"

- Jumbo white nylon indicator bar
- Hose whips are interchangeable with any Milton bayonet gage

Part No.	Chuck Head	
 520 / S-520	Straight	
 521 / S-521	Single	Great for hard to reach valves
 522 / S-522	Dual Truck Tires	
 523	Grip Style Chuck locks onto valve	

REPLACEMENT CARTRIDGE



525

- For 520, 521, 522, 523









New Milton Packaging

- Icons for easy identification
- Takes up less display space

All replacement hose whips have 1/4" NPT threads

Replacement Hose Whip Part No.	Replacement Air Chuck Part No.	Air Chuck Threads
 <p>528 (12")</p>	 <p>P500-45</p>	1/4" Barb
 <p>526 (12")</p>	 <p>P500-44</p>	7/16"-27 UNS
 <p>527 (12")</p>	 <p>500-4</p>	1/8"-27 NPT
 <p>529 (3')</p>	 <p>500-43</p>	7/16"-27 UNS



Pencil Type Pressure Gages

PENCIL TYPE TIRE PRESSURE GAGES

- Always check tire pressure when tires are cold.
- White nylon indicator bar
- Deflator valve on single head gages
- S-920 has built in tire tread depth gage in 1/16" increments

Milton Pencil Gages use machined parts—
not like the competition!

Part No.	Material Type	Chuck Head	Applications	PSI	Increments (lb.)	kPa	Increments (kPa)
 S-917	Brass	Single	ATV's • Golf Carts Air Springs	2-20	1	20-140	10
 S-911	Plastic	Single	Passenger Car	5-50	1	N/A	N/A
 S-921	Brass	Single	Passenger Car	5-50	1	40-350	10
 S-923	Brass	Straight	Passenger Car	5-50	1	40-350	10
 S-928	Brass	Single	Tractor Air/Water Filled Tires	5-50	1	40-350	10
 S-920	Brass	Single	Higher Pressure Automobile Tires	10-70	2	60-500	10
 S-914	Plastic	Single	Truck • RV • Bicycle	20-120	2	N/A	N/A
 S-925	Brass	Single	Truck • RV Bicycle Tire	20-120	2	120-820	20
 S-927	Brass	Dual	Truck	20-120	2	120-820	20
 S-929	Brass	Straight Foot Dual Head	Truck	20-120	2	120-820	20

SERVICE GAGES

- Nylon indicator bar with 2 sides in PSI and 2 in kPa
- Durable hot stamped, not pad printed indicator bar
- Solid brass tube with nickel plating
- Precision seamless drawn tube
- 100% calibrated across all 3 ranges
- Hang-up loop

Part No.	Chuck Head	Length	Washer Replacement Part	PSI	Increments (lb.)	kPa	Increments (kPa)
976 / S-976	Dual	12 3/4"	#500-6	10-160	2	80-1100	20
S-986	Straight Foot Dual Head	13 1/4"	#500-6	10-160	2	80-1100	20
982	Large Bore Dual Head	13"	#1506-1	10-160	2	80-1100	20

DIGITAL READ TIRE PRESSURE GAGE



Part No.	PSI	kPa
S-99900	2-99.5	15-700

- Battery: CR 2032 3V
- Automatic shut off



PRESSURE GAGES

- For reliable service with compressors, regulators, air lines, pneumatic tools & equipment
- Resistant to heat, corrosion, water, salt water, and oil
- Can be used in steam applications if less than 120° F
- Brass mechanism
- ABS case
- Polycarbonate lens
- Maximum working pressure: Should be limited to 75% of dial range
- Maximum working temperature: -13° F to +120° F

	Part No.	NPT	Mount	PSI Range	Face Diameter
	638-7	1/8"	Center back	0-160 PSI	1 1/2"
	657-4	1/8"	Center mount	0-150 PSI	1 1/4"
	1188 1189	1/8" 1/8"	Mini center back Mini center back	0-60 PSI 0-160 PSI	1 1/2" 1 1/2"
	1174-7	1/4"	Center back	0-100 PSI	1 1/2"
	1190 1191 1192	1/4" 1/4" 1/4"	Center back Center back Center back	0-60 PSI 0-160 PSI 0-300 PSI	2" 2" 2"
	1193 1194 1195	1/4" 1/4" 1/4"	Bottom Bottom Bottom	0-60 PSI 0-160 PSI 0-300 PSI	2" 2" 2"

Why Should You Use A Milton FRL System?

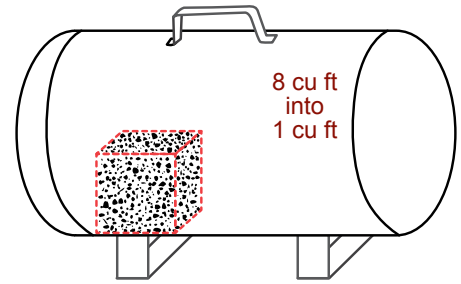



BASICS OF COMPRESSED AIR

At 100 psig, an air compressor compresses eight cubic feet of air into one cubic foot.

The water vapor, dust, dirt and odors in the air cause the following problems in compressed air systems:

- Paint defects or fish eye
- Rust and pipe scale
- Damages machinery
- Creates air line freezes
- Shortens air tool or equipment life
- Reduces air flow



When compressed to 100 psig, the air becomes 1/8 its previous size. The volume of air has changed, but the amount of water, vapor, dust, dirt and odors has not changed but just become more concentrated.

WATER FACTOR CHART

Follow the steps below to determine the gallons of water accumulated by a compressed air system per 8 hours of use:

- 1 Determine the ambient temperature (outside temperature surrounding the dryer) and relative humidity.
- 2 Locate ambient temperature in first column of water factor chart.
- 3 Follow the row over to percent of humidity. This indicates the number of gallons accumulated by your air compressor in an 8-hour period.

EXAMPLE:

25 HP air compressor delivers 100 SCFM.

Ambient Temperature = 100°F

Relative Humidity = 60%

Water factor chart number is 31.2

Compressed air system accumulates 31.2 gallons of water per 8 hours of use.

GALLONS OF WATER PER 8 HOURS @ 100 SCFM

120	18.6	27.9	37.2	46.5	55.8	65.1	74.4	83.7	93.0
110	14.1	21.0	27.9	35.1	42.0	48.9	55.8	63.0	69.9
100	10.5	15.6	20.7	26.1	31.2	36.6	41.7	46.8	52.2
90	7.8	11.4	15.3	19.2	23.1	26.7	30.6	34.5	38.4
80	5.7	8.4	11.1	13.8	16.8	19.5	22.2	24.9	27.9
70	3.9	6.0	7.8	9.9	12.0	13.8	15.9	18.0	19.8
60	2.7	4.2	5.7	6.9	8.4	9.9	11.1	12.6	14.1
50	2.1	3.0	3.9	4.8	6.0	6.9	7.8	8.7	9.9
40	1.2	2.1	2.7	3.3	3.9	4.8	5.4	6.0	6.6
30	.9	1.2	1.8	2.1	2.7	3.0	3.6	3.9	4.5
20	.6	.9	1.2	1.5	1.7	1.9	2.1	2.4	2.7
	20%	30%	40%	50%	60%	70%	80%	90%	100%
Ambient Air Temperature	Humidity								

FRLS



F-R-L APPLICATION CHART

For peak performance and maximum service life, use this chart to match the correct Milton filter, regulator or lubricator with the size of the air compressor.

1. Locate compressor SCFM in 1st column
2. Correct filter, regulator and lubricator in next columns.

NOTE: PSI is important, but when deciding on an FRL system, the key factor is SCFM.

Compressor HP/SCFM*	Filters	Regulators	Lubricators
1 HP, 4 SCFM 2 HP, 9 SCFM	1018, 1018-8, 1144-2, S-1144, 1144M, 1035	1113, 1113-8, S-1145, S-1146, 1145-2	1028, 1028-8, S-1150, 1150M, 1150-1
3 HP, 13 SCFM	1018, 1018-8, 1035	1113, 1113-8	1028, 1028-8
5 HP, 22 SCFM	1019, 1019-8, 1036	1114, 1114-8	1029, 1029-8
7.5 HP, 33 SCFM	1019, 1019-8, 1020, 1020-8 1120-8, 1037	1114, 1114-8, 1115, 1115-8	1029, 1029-8, 1030, 1030-8, 1031-8
10 HP, 45 SCFM	1020, 1020-8, 1120-8, 1037	1115, 1115-8	1030, 1030-8, 1031-8
15 HP, 67 SCFM 20 HP, 90 SCFM	1120-8, 1122-8	1115, 1115-8	1031-8
25 HP, 112 SCFM	1022-8, 1022-10, 1037-8	1026, 1026-8	1131-9, 1131-10
50 HP, 225 SCFM	1122-8	1027, 1027-8	1132-8

* HP = Horsepower
SCFM = Standard Cubic Feet per Minute

DELUXE MINI FRL TRIO



Great all-in-one FRL!

- Offers most of the same features as our full size units
- 1/4" NPT
- Maximum pressure: 150 PSI
- Operating temperature range: 40°F to 120°F
- Comes pre-assembled with 0-160 PSI gage (#1189)
- Length: 5 1/4"
- Height: 6 1/2"
- Maximum SCFM 20
- Components: Filter-1144, Regulator/Gage-1145/1189, Lubricator-1150

Part No.	Description
S-1140	Deluxe Mini FRL Trio


PIGGYBACK MINI-F-R DUO



- Ideal for use in compact air flow applications
- Duo has same features as mini regulator plus the space saving convenience of 20 micron screw in mini filter.
- Comes pre-assembled with 0-160 PSI gage (#1189)
- Height: 6 1/4"
- Maximum SCFM 20
- Maximum pressure: 150 PSI
- Operating temperature range: 40° F to 120° F
- Adjusts 5-125 PSI

Part No.	NPT	Bowl	Gage
S-1142	1/4"	Poly	Yes
1142-1	1/8"	Metal	No
1142-2	1/4"	Metal	Yes

MINI MICRO FILTERS




- Ideal for use in compact low air flow applications such as small pneumatic equipment, miniature valving and instruments.
- 20 micron filter
- 1 oz bowls
- Maximum pressure: Poly bowl 150 PSI, metal bowl 250 PSI
- Operating temperature range: poly bowl 40° F to 120° F, metal bowl 40° F to 160° F
- Maximum SCFM 27

Part No.	NPT	Bowl	Petcock	SCFM @50 PSI	SCFM @75 PSI	SCFM @100 PSI
S-1144	1/4"	Poly	No	22	24	27
1144M	1/4"	Metal	Yes	22	24	27
1144-2	1/8"	Metal	Yes	22	24	27

NOTE: THE "S-" PREFIX INDICATES THAT THE PRODUCT IS DISPLAYABLE.

WARNING: MILTON F-R-Ls ARE NOT FOR USE ON ANY LIFE SUPPORT SYSTEMS.

MINI HEAVY DUTY REGULATOR



- Ideal for air flow applications that require a compact unit
- Gage not included, but available as an accessory
- Relieving model: 5-125 PSI
- Max inlet pressure: 250 PSI
- Operating temperature range: 40° to 120° F
- Maximum SCFM 25
- 1/8" NPT gage ports
- Body material: Zinc
- Cap material: Glass filled nylon
- Seal: Buna N

Part No.	NPT	SCFM @50 PSI	SCFM @75 PSI	SCFM @100 PSI
S-1145	1/4"	23	25	25
1145-2	1/8"	23	25	25

MINI LOW PRESSURE REGULATOR



- Ideal for air flow applications that call for a compact unit where precise regulation is required
- Gage not included, but available as an accessory
- Relieving model: 3–60 PSI
- Max inlet pressure: 250 PSI
- Maximum operating temperature: 120° F
- Maximum SCFM 25
- 1/8" NPT gage ports
- Body material: Glass filled nylon
- Seal: Buna N

Part No.	NPT
S-1146	1/4"

MINI PRECISION LUBRICATOR



- Drip type lubricator with an external adjustment screw
- Designed for low air flow applications where space is a consideration
- Requires approximately 1 CFM of air flow to deliver oil
- Bypass system allows full air flow with minimum pressure drop
- Assures proper air/oil mixture over full operating range
- 1 oz bowl
- Maximum inlet pressure: Poly – 150 PSI; Metal – 200 PSI
- Operating temperature range: Poly bowl 40° F to 125° F
- Operating temperature range: Metal bowl 40° F to 160° F
- Max CFM 16

Part No.	NPT	Bowl	SCFM @50 PSI	SCFM @75 PSI	SCFM @100 PSI
S-1150	1/4"	Poly	12	14	16
1150M	1/4"	Metal	12	14	16
1150-1	1/8"	Metal	12	14	16

NOTE: THE "S-" PREFIX INDICATES THAT THE PRODUCT IS DISPLAYABLE.

WARNING: MILTON F-R-Ls ARE NOT FOR USE ON ANY LIFE SUPPORT SYSTEMS.

MICRO FILTERS

- All micro filters supplied with pre-assembled automatic overnight drain
- Porous bronze 40 micron filter element allows less pressure drop and longer cleaning intervals
- Safety metal bowl guards or metal bowls available on 1/4", 3/8", 1/2" models
- Metal bowls only on 3/4" and 1" models
- 3 stage baffle system for exceptional moisture removal
- Sintered bronze elements are permanent and cleanable
- Light weight aluminum die-cast housing
- Element range 5 to 40 microns exactly matching filter and air flow needs
- Corrosion resistant metal bowls
- 1022-8 and 1022-10 include sight glass for visual check of condensation collection
- Micro filters remove harmful oil/water condensate, pipe scale, dirt and rust from compressed air systems
- Install micro filters upstream from regulators to protect against valve and diaphragm failure
- Micro filters are used as pre-filters to coalescing filters to insure high efficiency and long element life in applications such as spray painting, instrumentation and pharmaceuticals

POLYCARBONATE BOWLS WITH METAL BOWL GUARDS

- Max pressure: 150 PSI
- Temperature: 40-125° F
- Can be set up as a modular unit as well



Part No.	NPT	Bowl Capacity	Max SCFM	SCFM @50 PSI	SCFM @75 PSI	SCFM @100 PSI
1018	1/4"	5 oz	48	38	43	48
1019	3/8"	5 oz	75	60	68	75
1020	1/2"	5 oz	100	80	90	100

METAL BOWLS HEAVY DUTY 250 PSI

- Max pressure: 250 PSI
- Temperature: 40-160° F



Part No.	NPT	Bowl Capacity	Max SCFM	SCFM @50 PSI	SCFM @75 PSI	SCFM @100 PSI
1018-8	1/4"	6 oz	48	38	43	48
1019-8	3/8"	6 oz	75	60	68	75
1020-8	1/2"	6 oz	100	80	90	100



1120-8	1/2"	9 oz	115	93	103	115
--------	------	------	-----	----	-----	-----

WARNING: MILTON F-R-Ls ARE NOT FOR USE ON ANY LIFE SUPPORT SYSTEMS.

	Part No.	NPT	Bowl Capacity	Max SCFM	SCFM @50 PSI	SCFM @75 PSI	SCFM @100 PSI
	1022-8	3/4"	10 oz	230	184	207	230
	1022-10	3/4"	20 oz	245	196	220	245
	1122-8	1"	29 oz	300	240	270	300

NOTE: 1022-8 and 1022-10 HD Filters have sight glass, all others do not.



WARNING: FOR COMPRESSED AIR SERVICE ONLY. NOT TO BE USED ON LIFE SUPPORT SYSTEMS OR BREATHING AIR SYSTEMS. NEVER USE POLYCARBONATE PLASTIC BOWLS ON AIR SUPPLIED BY A COMPRESSOR LUBRICATED WITH SYNTHETIC OILS OR OIL CONTAINING PHOSPHATE ESTERS OR CHLORINATE HYDROCARBONS. THEY CAN CARRY OVER INTO THE AIR DISTRIBUTION SYSTEMS AND CHEMICALLY ATTACK AND POSSIBLY RUPTURE THE BOWLS. FOR THESE APPLICATIONS USE A METAL BOWL. MATERIALS SUCH AS TRICHLOROETHYLENE, ACETONE, PAINT THINNER OR CLEANING FLUIDS WILL CRAZE AND/OR RUPTURE A POLYCARBONATE BOWL. WHEN THESE MATERIALS ARE PRESENT EITHER INSIDE OR OUTSIDE THE BOWL, USE METAL BOWLS. FOR MORE COMPLETE LIST OF KNOWN HARMFUL CHEMICALS CHECK INSTRUCTION SHEET.

COALESCING FILTERS

- Designed for applications that require air free of oil and all foreign particles
- Automatic overnight drain
- Metal bowl
- .03 SUB-MICRON = 99.97 efficiency
- 1037-8 includes sight glass for visual check of condensation collection

HEAVY DUTY COALESCING FILTER

- Max pressure: 250 PSI
- Temperature: 40-160° F

Perfect for spray painting or other applications that require clean air free of oil and foreign particles

	Part No.	NPT	Bowl Capacity	Max SCFM	SCFM @50 PSI	SCFM @75 PSI	SCFM @100 PSI
	1035	1/4"	6 oz	24	22	24	24
	1036	3/8"	6 oz	37	31	40	37
	1037	1/2"	6 oz	37	42	38	37
	1037-8	3/4"	10 oz	60	48	54	60

MID-SIZE & HEAVY DUTY REGULATORS

- Buna-N diaphragm and O rings
- Balanced piston, molded rubber seat
- Aluminum die-cast body
- Offset 1/4" gage ports can also serve as two 1/4" supply lines
- Gage not included, but available as an accessory.

Inlet Pressure	Operating Temperature	Gage Port
250 PSI	40° F to 120° F	1/4" NPT

NOTE: Regulators should always be preceded by a filter to eliminate damage to the unit or inaccurate air flow.

REGULATORS 5-125 PSI

	Part No.	NPT	Max SCFM	SCFM @50 PSI	SCFM @75 PSI	SCFM @100 PSI
	1113	1/4"	50	50	50	50
	1114	3/8"	80	60	80	80
	1115	1/2"	100	80	100	100
	1026	3/4" midsize	220	180	200	220
	1027	1" midsize	250	210	230	250

REGULATORS HI-PRESSURE 10-250 PSI

	Part No.	NPT	Max SCFM	SCFM @50 PSI	SCFM @75 PSI	SCFM @100 PSI
	1113-8	1/4"	50	50	50	50
	1114-8	3/8"	80	60	80	80
	1115-8	1/2"	100	80	100	100
	1026-8	3/4" midsize	220	180	200	220
	1027-8	1" midsize	250	210	230	250

PRECISION LUBRICATORS

- Drip style allows precise setting
- Adjusting knob can be removed to prevent tampering
- Sight glass dome on drip type allows observation for instant drip rate adjustment
- Lubricator may be filled without shutting down line pressure
- Oil supply tube check valve guarantees instant start-up lubrication
- Low pressure drip at full air flow
- Oil delivered at an air flow as low as 2 SCFM
- Safety bowl guards or metal bowls
- All lubricators are drip type except the 1" which is a wick type

POLYCARBONATE BOWLS WITH METAL BOWL GUARDS

- Max pressure: 150 PSI
- Temperature: 40-125° F

	Part No.	NPT	Bowl Capacity	Max SCFM	SCFM @50 PSI	SCFM @75 PSI	SCFM @100 PSI
	1028	1/4"	5 oz	16	10	14	16
	1029	3/8"	5 oz	82	60	70	82
	1030	1/2"	5 oz	142	110	125	142

WARNING: SYNTHETIC LUBRICANTS SHOULD NOT BE USED WITH LUBRICATORS THAT HAVE POLYCARBONATE BOWLS. POLYCARBONATE BOWLS CAN BE CHEMICALLY ATTACKED AND RUPTURE. CHECK INSTRUCTION SHEET WITH EACH LUBRICATOR FOR LIST OF KNOWN HARMFUL CHEMICALS.

WARNING: MILTON F-R-Ls ARE NOT FOR USE ON ANY LIFE SUPPORT SYSTEMS.

METAL BOWLS WITH SIGHT GLASS HEAVY DUTY

All Milton FRL components are 100% tested before leaving the factory

Max Pressure	Temperature
200 PSI	40° F to 120° F

Part No.	NPT	Bowl Capacity	Max SCFM	SCFM @50 PSI	SCFM @75 PSI	SCFM @100 PSI	
	1028-8	1/4"	6 oz	16	10	14	16
	1029-8	3/8"	6 oz	82	60	70	82
	1030-8	1/2"	6 oz	142	110	125	142
	1031-8	1/2"	9 oz	142	110	125	142
	1131-9	3/4"	10 oz	142	110	125	142
	1131-10	3/4"	20 oz	142	110	125	142
	1132-8	1"	29 oz	175	130	145	175

FRLs

WARNING: MILTON F-R-Ls ARE NOT FOR USE ON ANY LIFE SUPPORT SYSTEMS.

Piggyback & Duo

PIGGYBACK FILTER/REGULATOR

- Piggyback duo has the features of the standard regulator, plus the space saving of a combined filter
- Gage not included, but available as an accessory
- Automatic overnight drain
- Non-rising adjustment
- 3 position knob lock/adjust/remove
- Relieving regulator

	Bowl Capacity	Max Inlet Pressure	Outlet Pressure Range	Temperature Range	Gage Port	Filter Element
Metal Bowl	6 oz	200 PSI	2-125 PSI	40° F to 160° F	1/4" NPT	40 micron
Poly Bowl	5 oz	150 PSI	2-125 PSI	40° F to 125° F	1/4" NPT	40 micron



METAL BOWL

Part No.	NPT	Max SCFM
1109	1/4"	50
1110	3/8"	80
1111	1/2"	100



POLY WITH METAL BOWL GUARD

Part No.	NPT	Max SCFM
1109-5	1/4"	50
1110-5	3/8"	80
1111-5	1/2"	100

DELUXE F-R DUO

- Factory assembled
- Automatic overnight drains
- Relieving regulator

Outlet Pressure	Operating Temperature	Gage	Filter Element
2-125 PSI	40° F to 150° F	#1191	40 micron



POLY WITH METAL BOWL GUARD

Part No.	NPT	Max SCFM	Max PSI	Filter Component	Regulator Component	Gage
1106	1/4"	48	150	1018	1113	1191
1107	3/8"	75	150	1019	1114	1191



METAL BOWL


Part No.	NPT	Max SCFM	Max PSI	Filter Component	Regulator Component	Gage
1108	1/2"	100	250	1120-8	1115	1191

WARNING: MILTON F-R-Ls ARE NOT FOR USE ON ANY LIFE SUPPORT SYSTEMS.

DELUXE F-R-L TRIOS


- Filter has automatic overnight drain
- Relieving regulator, drip style lubricator

Outlet Pressure	Operating Temperature	Gage	Filter Element
2-125 PSI	40° F to 150° F	#1191	40 micron



POLY WITH METAL BOWL GUARD

Part No.	NPT	Factory Assembled	Max SCFM	Max PSI	Filter Component	Regulator Component	Lubricator Component	Gage
1100	1/4"	Yes	150	16	1018	1113	1028	1191
1101	3/8"	Yes	150	80	1019	1114	1029	1191



METAL BOWL

Part No.	NPT	Factory Assembled	Max SCFM	Max PSI	Filter Component	Regulator Component	Lubricator Component	Gage
1102	1/2"	No	250	100	1120-8	1115	1031-8	1191

1/2" COMPACT DESICCANT DRYERS

How desiccant system works:

Incoming air is dispersed through a 70 micron polypropylene element for removal of particles. The air is then distributed uniformly through the desiccant to the bottom of the bowl where clean/dry air enters the intake tube. As desiccant silica beads become saturated there will be a color change from blue to pink which is easily observed through the sight glass.

- Delivers extremely dry compressed air as low as -30° F
- Replace when color changes in the sight glass from dark blue to pink
- To prolong the life of the unit, a 40 micron pre-filter, and .03 coalescing filter should precede dryer.
- Maximum pressure: 250 PSI



Part No.	Capacity	SCFM
1170	1 Quart	5-15



Part No.	Capacity	SCFM
1170-2	2 Quart	15-25




Replacement Desiccant Charges

Part No.	Description
1170-1	1 Quart
1170-8	1 Gallon

Did you know that you can dry desiccant beads in an oven at 275° for 3 hours?

WARNING: MILTON F-R-Ls ARE NOT FOR USE ON ANY LIFE SUPPORT SYSTEMS.


1/2" DESICCANT DRYER SYSTEM



- Both filters are equipped with Milton automatic overnight drains that will drain when the system drops below 5 PSI
- Initial supply of desiccant is included

Part No.	Micro Filter	Coalescing Filter	Desiccant
1071	1020-8	1037	1170

1/2" DELUXE DESICCANT DRYER SYSTEM



- Both filters are equipped with Milton automatic overnight drains that will drain when the system drops below 5 PSI
- Initial supply of desiccant is included

Part No.	Capacity	Filter/Regulator	Gage	Coalescing Filter	Desiccant Dryer
1072	1 Quart	1111	1191	1037	1170
1072-2	2 Quart	1111	1191	1037	1170-2

MINI DISPOSABLE AIR LINE DESICCANT FILTER/DRYER



- Maximum pressure: 125 PSI
- Maximum flow capacity: 15 SCFM
- Working temperature: 32° F to 130° F (0° to 54° C)
- Size: 3 3/4" x 1 1/2"
- Weight: 2 oz.
- Male & female 1/4" NPT ports
- See through, non-metallic chemical resistant material
- Replace when silica gel beads turn pink
- 2/cd

Part No.	Description
S-1173	Mini Desiccant



S-1174 shown clipped to belt

MINI AIR STATION WITH DESICCANT DRYER



- Pre-assembled unit complete with regulator, gage and S-1173
- Mounted on lightweight housing that clips to your belt
- Male & female 1/4" NPT ports

Part No.	Description
S-1174	Mini Air Station
1174-7	Gage 0-160 PSI, 1/4" NPT

WARNING: MILTON F-R-Ls ARE NOT FOR USE ON ANY LIFE SUPPORT SYSTEMS.

REPLACEMENT BOWLS FOR FILTERS & LUBRICATORS



Part No.	Bowl Kit	For Sizes	Capacity
1018M	Metal	1/4" • 3/8" • 1/2" Filters	6 oz
1018P	Polycarbonate with Bowl Guard	1/4" • 3/8" • 1/2" Filters	5 oz
1028M	Metal	1/4" • 3/8" • 1/2" Lubricators	6 oz
1028P	Plastic	1/4" • 3/8" • 1/2" Lubricators	5 oz
1152	Polycarbonate	Mini Filter or Lubricator	1 oz
1152-1	Metal	Mini Filter or Lubricator	1 oz

REPLACEMENT AUTOMATIC OVERNIGHT DRAIN FOR POLY AND METAL BOWLS



- Supplied & factory assembled on ALL Milton filters
- Unique automatic overnight drains will operate when pressure falls below 5 PSI.
- Drains on metal bowl filters can also be operated manually by turning counter clock-wise or by pushing stem up, for poly bowls push stem to side

Part No.	Description
P1120-16	Overnight Drain

BRONZE SINTERED REPLACEMENT FILTER ELEMENTS



Part No.	Description	For Use With
1118-1	40 Micron Element	1/4", 3/8", 1/2" Filters with 5 or 6 oz Bowls
1118-2	Extra Fine 10 Micron Element	1/4", 3/8", 1/2" Filters with 5 or 6 oz Bowls
1120-1	40 Micron Element	1/2" Filters with 9 oz Bowls
1135-2	Replacement Filter Element	1135 & 1136-8 Filters
1144-1	20 Micron Element	Mini Filters

REGULATOR REPAIR KITS



FOR 1/4", 3/8" AND 1/2" REGULATORS

Part No.	Description
1113-17	Repair Kit



FOR MINI REGULATOR S-1145

Part No.	Description
1145-1	Repair Kit

MOUNTING BRACKETS



Part No.	For Use With
1163	Piggybacks and Regulators 1/4", 3/8", 1/2"



Part No.	For Pipe Sizes
1165	1/4", 3/8"
1166	1/2"
1167	3/4", 1"

INTERNAL FLOAT DRAIN



- For self-contained automatic discharge of water and contaminants from compressed air line
- Fits all size Milton filters except mini filters
- To use replace where overnight drain is positioned
- Operating pressure range: 30 to 175 PSI
- Operating temperature range: 40° F to 120° F

Part No.	Description
1168	Internal Float Drain

WARNING: MILTON F-R-Ls ARE NOT FOR USE ON ANY LIFE SUPPORT SYSTEMS.

IN-LINE FILTER



Perfect for in-line applications

Part No.	Description
S-637	In-Line Filter

- 1/4" NPT
- 1 3/4" length
- 19 SCFM
- Sintered bronze 40 micron filter

DELUXE IN-LINE LUBRICATORS



Great for on the job applications when you don't have access to a full FRL system

- Protects tools against corrosion, condensation and lack of lubrication
- Operates in any position
- Maximum pressure: 150 PSI
- Oil capacity: 0.12 oz or 9 CC's
- Maximum temperature: 180° F
- 1/4" model is for tools with air flow usage of approximately 20 CFM
- 3/8" model is for tools with air flow usage of approximately 30 CFM.

Part No.	Connection
636	1/4" Male NPT x 1/4" Female NPT
636-6	3/8" Male NPT x 3/8" Female NPT

IN-LINE LUBRICATOR



Part No.	Description
S-639	In-Line Lubricator

- Lubricate pneumatic tools for full protection by accurately metering correct amount of oil.
- 1/4" Male NPT x 1/4" Female NPT connection
- 1/2 oz capacity
- Milton oil #1001 recommended

IN-LINE AIR FLOW CONTROL VALVE



Part No.	Gage	Replacement Gage
S-638	No	N/A
S-638-1	Yes	638-7

- Use as shut-off valve for air and non-corrosive liquids
- Valve: 1/4" Female NPT x 1/4" Male NPT
- Gage: 0-160 PSI, 1/8"-27 male NPT
- Maximum pressure: 150 PSI
- SCFM 5 @ 100 PSI
- Temperature range: 40° F to 250° F

WARNING: MILTON F-R-Ls ARE NOT FOR USE ON ANY LIFE SUPPORT SYSTEMS.

COMPRESSOR FILTER HOUSINGS



- Made from high impact, chemical resistant plastic and engineered to function with no vibration noise
- Ribbed steel reinforcing plate gives a positive seal with the filter
- Base is welded steel protected with epoxy coating
- Housings not supplied with filters, filters are sold separately

Part No.	Filter Housing	Silencer
1051-2	3/4" Filter Housing	3 Tube
1051-3	1" Filter Housing	5 Tube

FILTERS

PAPER FILTER ELEMENT



Part No.	ID	OD	Height
1052-1	1 1/8"	2 1/4"	2 1/4"
1052-2	3"	4 3/8"	2 5/16"
1052-3	3"	4 3/8"	4 3/4"

POLYESTER CLOTH FILTER ELEMENT



Part No.	ID	OD	Height
1053-2	3"	4 3/8"	2 5/16"

- Cloth filters can be cleaned in mild soapy solution and blown dry

ELECTRONIC ADJUSTABLE COMPRESSOR TANK DRAIN



- Electronically adjustable to drain compressor tank automatically to deliver dry air
- Two 2 way direct acting valves with manual test switch
- Can be mounted in any position
- Valve made of forged brass
- Working pressure range: 0-230 PSI
- Temperature range: 40° F to 140° F
- Discharge interval adjustable: 0.5-45 minutes
- Discharge duration adjustable: 0.5-10 seconds
- Voltage: 115 volts / 1 phase / 60 Hz
- Power cord length: 6 1/2 Feet

Part No.	NPT
1139-1	1/4" NPT Female
1139-2	1/2" NPT Female

COMPRESSOR PRESSURE SWITCHES

- Furnas® universal pressure switches are suitable to replace pressure switches on compressors up to: 2 HP @ 120V 1 phase, 3 HP @ 240V 1 phase or 5 HP @ 240V 3 phase
- Combination terminals can be used with quick connects (slip on terminals) or standard screw terminals
- Auto-off disconnect lever and rotating unloader valve for applications requiring these modifications
- Four 1/4" NPT female port manifold complete with plugs
- UL listed, CSA certified



Part No.	PSI
S-1060	95-125 PSI
S-1062	140-175 PSI

NOTE: Compressor pressure switches are not adjustable.

WARNING: MILTON F-R-Ls ARE NOT FOR USE ON ANY LIFE SUPPORT SYSTEMS.

AUTOMATIC CONDENSATE DRAIN

- Protective stainless steel screen with umbrella baffle
- Equipped with top threaded port
- Maximum working pressure: 175 PSI
- Temperature range: 40° F to 140° F
- Float type drain
- Length: 6 1/2" x width: 2 3/4"
- Weight: 1 lb
- Use of "Y" strainers ahead of drain valves for maximum performance is strongly recommended



Part No.	Size
1180-1	1/4" NPT Female
1180-2 / S-1180-2	1/2" NPT Female

LOAD GENIES

- Combination un-loader and check valve
- Unloads discharge manifold in either vertical or horizontal position of any compressor when compressor cycles and flow stops
- Efficient, quiet, economical and eliminates tubing/fittings of conventional pressure switch un-loader
- Maximum working pressure: 250 PSI
- Maximum recommended compressor speed: 400 RPM
- Maximum recommended temperature: 450° F
- Made of brass, stainless steel spring, fluorocarbon piston seal, teflon seals



Part No.	Compression Inlet	Male Outlet	SCFM Range
1097-6 / S-1097-6	3/8" OD	1/4" NPT	1-6
1097-8 / S-1097-8	1/2" OD	3/8" NPT	3-12

FEMALE INLET






Part No.	Female Inlet	Male Outlet	SCFM Range
1098-4	1/4" NPT	1/4" NPT	1-6
1098-6	3/8" NPT	3/8" NPT	3-12



TURBO BLO-GUNS

- 3/8 NPT
- S-181 and S-182 include adjustable nozzle
- Meets OSHA Standard 1910.242(B)
- Aluminum body is lightweight and durable
- Maximum flow for easy clean-up and blow off of even the heaviest shavings and chips

Part No.	Description	CFM	Max Working Pressure
 S-181	Turbo Blo-Gun	42 CFM @ 125 PSI	230 PSI
 S-182	Turbo Blo-Gun with 10" Extension	40 CFM @ 125 PSI	230 PSI
 S-184	Turbo Blo-Gun Engine Cleaner	10 CFM	225 PSI

TURBO BLO-GUN NOZZLE KIT—3 Piece Kit



Adjustable

High volume

Fan spray

Part No.	Description
S-183	Nozzle Kit

SAFETY BLO-GUNS

- OSHA compliant - limits pressure to 30 PSI when dead ended (static pressure)
- Regulated compressed air lines maximum PSI 150
- Always use personal protective equipment

Part No.		Max Pressure	Max Nozzle Pressure	SCFM @ 100 PSI	Air Inlet	Nozzle Thread	Body Material	OSHA Compliant	Brass Extension
120 / S-120	Safety Lever	Inlet: 150 PSI	30 PSI	10.6	1/4" NPT	1/8"-27	Zinc	Yes	6": #122 10": #123
107 / S-107	Safety Button	Working: 150 PSI	30 PSI	11.4	1/4" NPT	5/16"-24	Zinc	Yes	N/A

Part No.		Max. Working Pressure	Max. Discharge	SCFM @ 100 PSI	Air Inlet	Nozzle Thread	Body Material	OSHA Compliant
150 / S-150	Full-Flow Safety Lever	150 PSI	30 PSI	10.0	1/4" NPT	7/16"-27	Zinc Alloy	Yes
132	Volume Safety	150 PSI	30 PSI	18.0	1/4" NPT	1/2"-27	Zinc Alloy	Yes
149	Safety Super Volume	150 PSI	30 PSI	23.6	1/4" NPT	1/2"-27	Zinc Alloy	Yes

CONTROL VALVE



- Lever control with 2 way valve for use on air, fluid & vacuum lines.
- Maximum working pressure: 150 PSI
- SCFM 24.5 @ 100 PSI
- 1/4" FNPT inlet x 1/4" FNPT outlet
- Max temperature: 200° F
- Zinc alloy body, stainless steel spring, synthetic washer

Perfect for tire changing machines

Part No.	Description
151	Control Valve

BRASS BLO-GUN EXTENSIONS

Fits most blo-guns with nozzle thread of 1/8" NPS including Milton numbers 120, S-120, S-160 and S-165.








Part #	Extension
122	6"
123	10"

Milton "safety" blo-guns in this section have specially engineered internal designs to allow a maximum restricted discharge of 30 PSI. Approved by-pass safety nozzle.





SAFETY BLO-GUNS WITH EXTENSIONS

- OSHA compliant - limits pressure to 30 PSI when dead ended (static pressure)
- Regulated compressed air lines maximum PSI 150
- Always use personal protective equipment
- Milton offers extensions from 4" to 4'
- Great for those hard to reach places

Part No.	Extension Length	Max. Pressure	Max. Discharge	SCFM @ 100 PSI	Air Inlet	Nozzle Thread	Body Material	OSHA Compliant
	10" Angled	Inlet: 150 PSI	30 PSI	4.5	1/4" NPT	1/2"-27	Zinc Alloy	Yes
	15" Angled	Inlet: 150 PSI	30 PSI	4.5	1/4" NPT	1/2"-27	Zinc Alloy	Yes
	4" Straight	Inlet: 150 PSI	30 PSI	5.5	1/4" NPT	1/2"-27	Zinc Alloy	Yes
	2' Angled	Working: 150 PSI	-	Safety Nozzle: 10.5 Rubber Tip: 11.6	1/4" NPT	7/16"-27	Zinc Alloy	Yes No
	4' Angled	Working: 150 PSI	-	Safety Nozzle: 10.5 Rubber Tip: 11.6	1/4" NPT	7/16"-27	Zinc Alloy	Yes No

RUBBER TIP LEVER BLO-GUNS

- Perfect for removing debris in areas you don't want to scratch the surface
- Also offers a tight fit

	Part No.	Description	Maximum Working Pressure	SCFM @ 100 PSI	Air Inlet
	S-153	Straight	150 PSI	11.4	1/4" NPT
	S-154	45° bend <i>Ideal for automatic transmissions</i>	150 PSI	11.4	1/4" NPT
	S-148	Blo-Gun with Both Safety & Rubber Nozzles	150 PSI	Rubber Tip: 12.9 Safety Tip: 11.7	1/4" NPT
	152 / S-152	Replacement Rubber Blo-Gun Tip 7/16"-27	-	-	1/8" NPS

COMFORT GRIP BLO-GUNS

• Comfort grip squeeze handle allows variable air volume.

Part No.	Type	Extension	Body	Max. Working Pressure	SCFM	Air Inlet	OSHA Compliant
S-177	 Bent Nozzle Blo-Gun	11"	Nylon/ Fiberglass	125 PSI	11 @ 90 PSI	1/4" NPT	No
S-173	 Brass Tip Blo-Gun	N/A	Nylon	150 PSI	13 @ 90 PSI	1/4" NPT	No
							With a short tip— perfect for tight areas
S-174	 Rubber Blo-Gun Tip	4"	Plastic	110 PSI	13 @ 90 PSI	1/4" NPT	No
							Hang hook molded on
S-175	 Safety Type Blo-Gun	4"	Plastic	110 PSI	13 @ 90 PSI	1/4" NPT	Yes



PISTOL GRIP BLO GUN



Convenient hang hook

- OSHA compliant with safety tip only

Part No.	Max. Working Pressure	SCFM @ 100 PSI	Air Inlet	Body Material	Nozzle Thread	Extensions
S-160	150 PSI	10.0	1/4" NPT	Zinc Die Cast, Chrome Plated	1/8"-27 NPS	6": #122 10": #123
S-165	150 PSI	10.6 to 11.4	1/4" NPT	Cycolac Body (Thermal Plastic)	1/8"-27 NPS	6": #122 10": #123



Includes 4 tips







multi-purpose sand blast rubber tip high volume-safety

SIPHON SPRAY BLO-GUNS—For Use with Liquids

Part No.	Extension Length	Tubing Length	Max. Working Pressure	SCFM @ 100 PSI	Air Inlet	
161	Blo-Gun	2'	12'	150 PSI	11.3	1/4" NPT
162	Blo-Gun	4'	15'	150 PSI	11.3	1/4" NPT
S-156	Blo-Gun	N/A	N/A	150 PSI	14.0	1/4" NPT
S-157	Blo-Gun Kit	N/A	8'	150 PSI	14.0	1/4" NPT
155	Nozzle	N/A	N/A	-	-	1/8" NPS

ADJUSTABLE ALUMINUM POCKET BLO-GUNS

- Knurled grip for secure handling
- Maximum inlet pressure: 150 PSI
- SCFM 15.9 @ 100 PSI
- All pocket blo-guns include a clip to easily secure blo-gun to pocket

	Part No.	Connection	Compatibility
	S-115	M-style	Fits M-Style or any 1/4" Industrial style coupler
	S-116	A-style	Fits A-Style or any 1/4" Aro 210 style coupler
	S-117	T-style	Fits T-Style or any 1/4" Tru-Flate/Parker style coupler
	S-118	L-style	Fits L-Style or any 1/4" Lincoln style coupler

Classified by UNDERWRITERS LABORATORIES to comply with safety & health standards of Walsh-Healy act sections 50-204.8 nozzle pressure, and 50.204 noise level to comply with Williams-Steiger occupational safety and health act "OSHA" section 1910.95 noise level and 1910.242 (b) nozzle pressure. (With maximum inlet pressure of 150 PSI)



ASME CODED SAFETY VALVES

- Valves are manufactured to ASME standards and certified by the national board of boiler and pressure vessel inspectors
- Bubble tight to 10% of set pop-off pressure.
- Milton ASME safety valves are interchangeable with all other ASME valves of same size and pressure.



2"

Part No.	Male NPT	Pop-off Pressure	Air Flow
1090-70 / S-1090-70	1/4"	70 PSI	70 CFM
1090-125 / S-1090-125	1/4"	125 PSI	120 CFM
1090-150 / S-1090-150	1/4"	150 PSI	140 CFM
1090-200 / S-1090-200	1/4"	200 PSI	170 CFM

NOTE: Valve resets after pressure drops 50%.

NON-CODED SAFETY RELIEF VALVES

- Non-coded safety valves are constructed of the same materials as the ASME safety valves but are not national board certified and cannot be used on applications requiring ASME components
- Valves are equipped with a lift ring for instant relief and are staked at the factory at the pre set pop-off pressure



1 5/8"

Part No.	Male NPT	Pop-off Pressure
1095-125	1/4"	125 PSI
1095-150	1/4"	150 PSI

WARNING: THESE VALVES ARE NOT TO BE USED ON COMPRESSORS WITH A CAPACITY OVER 15 CFM OR 3 HP OR 12 GALLON STORAGE TANK.

COMPRESSOR TANK CHECK VALVES

- Used in compressor tanks to prevent air volume and pressure from escaping back into compressor heads while the compressor is not operating
- Brass body with Teflon poppet
- 1/8" female NPT side port for pressure switch application
- 3/4" valves include a built-in dashpot for improved poppet life
- Maximum working pressure: 450 PSI
- Maximum temperature: 400° F



Part No.	Tank Bung Hole Size	Compressor Air Line Size	SCFM
1091 / S-1091	1/2" NPT male	3/8" tube compression male	20
1091-1 / S-1091-1	1/2" NPT male	1/2" tube compression male	20
1091-2	3/4" NPT male	3/4" tube compression male	30
1092-1 / S-1092-1	1/2" NPT male	1/2" NPT female	20
1092-2	3/4" NPT male	3/4" NPT female	30

FULL PORT BRASS BALL VALVES

- These high capacity ball valves are designed for use with compressed air, water or oil to isolate segments of the system without disrupting service to the rest of the system
- All brass body with plated steel ball, Teflon seals, plated 1/4 turn handle
- Maximum working pressure air, water, oil: 400 PSI
- Maximum working pressure steam: 150 PSI
- Temperature: -20° F to 350° F



Part No.	Female x Female	Body Length	Max Pressure at 210° F
1094-4 / S-1094-4	1/4" x 1/4" NPT	2"	280 PSI
1094-6 / S-1094-6	3/8" x 3/8" NPT	2"	260 PSI
1094-8 / S-1094-8	1/2" x 1/2" NPT	2 5/16"	250 PSI
1094-12	3/4" x 3/4" NPT	2 7/16"	220 PSI
1094-16	1" x 1" NPT	3"	190 PSI

AIR-WATER-OIL IN-LINE CHECK VALVES

- Designed for piped systems to prevent bleed-back of pressure/material into supply system
- Cast brass body with stainless steel spring and teflon poppet
- Valves have 1/8" plugged tap for a pressure gage or pressure switch
- Valve opens at 3 PSI
- Maximum operating pressure: 250 PSI
- Maximum operating temperature: 450° F



Part No.	Female x Female	Length	Flow Rate
1093-4 / S-1093-4	1/4" NPT	1 3/4"	12 CFM
1093-8 / S-1093-8	1/2" NPT	2 1/2"	38 CFM
1093-12	3/4" NPT	2 1/2"	60 CFM

PNEUMATIC EXHAUST MUFFLERS

- Muffler-filters use a porous sintered bronze, bonded to a copper plated steel pipe threaded fitting
- 40 micron exhaust mufflers diffuse air and muffle noise from exhaust ports of air tools, cylinders and valves to an acceptable OSHA noise requirements
- Maximum operating pressure: 300 PSI
- Maximum air flow: 20 SCFM @ 100 PSI
- Operating temperatures: 40° F to 300° F



Perfect for reducing pneumatic noise levels

Part No.	Size	Length	Hex	Weight (lbs.)
1086-2 / S-1086-2	1/8" NPT	1 1/8"	7/16"	.02
1086-4 / S-1086-4	1/4" NPT	1 3/8"	9/16"	.04
1086-6 / S-1086-6	3/8" NPT	1 1/2"	9/16"	.05
1086-8	1/2" NPT	1 7/8"	7/8"	.10

BREATHER VENTS














- Offer vacuum relief or pressure equalization on gear boxes, oil tanks or reservoirs
- Prevents dirt and particles from entering open ports
- 40 micron units have standard pipe thread for quick assembly or removal
- Maximum working pressure: 150 PSI
- Operating temperatures: 35° F to 300° F



Part No.	Male NPT	Hex
1088-2	1/8"	7/16"
1088-4 / S-1088-4	1/4"	9/16"
1088-6 / S-1088-6	3/8"	11/16"
1088-8 / S-1088-8	1/2"	7/8"

AIR CHUCKS

- Designed and manufactured to exacting standards
- Maximum air pressure: 150 PSI
- All air chucks listed below are “closed” or “sealing” type chucks and are not for use on Milton inflator gages

	Part No.	Description	Connection
	690 / S-690	Dual Head Air Chuck	1/4" FNPT
	S-690-12	Dual Head "Extended Reach" Air Chuck • 12 1/4" overall length	1/4" FNPT
	691	Straight Head Air Chuck	1/4" FNPT
	693 / S-693	Dual Head Straight Foot Air Chuck • For inner duals • Both ends lock on valve core threads	1/4" FNPT
	S-693-12	Dual Head Straight Foot, "Extended Reach" Air Chuck • 12 3/4" overall length • For inner duals • Both ends lock on valve core threads	1/4" FNPT
	S-696	Kwik-Grip Safety Air Chuck	1/4" FNPT
	697-2 / S-697-2	Easy-On Style Air Chuck w/ Grip Chuck Clip	1/4" FNPT
	698 / S-698	Single Head Air Chuck w/ Grip Chuck	1/4" FNPT
	699 / S-699	Single Head Air Chuck	1/4" FNPT
	S-692	Safety Grip Chuck Clip • Fits all standard single head air chucks	N/A Use with #699
	694	Single Head Air Chuck w/ Grip Chuck Clip (locks on valve)	1/4" ID Hose Barb
	695 / S-695	Single Head Air Chuck	1/4" ID Hose Barb
	697 / S-697	Easy-On Style Air Chuck w/ Grip Chuck	1/4" ID Hose Barb

Replacement parts for air chucks:

- | | |
|-------|--|
| 500-6 | Dual Head & Straight Head Chuck Washer Standard Size |
| 500-7 | Single Head Chuck Washer Standard Size |

TOOL OIL

- Extends life and performance of air tools, lubricators, valves and cylinders
- Prevents seizure of air tools and pneumatic equipment
- Recommended for tools requiring a 10 weight non-detergent lubricant
- Working temperature: 5°F to +350°F
- ISO 32 Grade
- Non-synthetic



Part No.	Container Size
1001	1 Gallon
1001-4	4 oz Flip-Top
1001-16	16 oz Flip-Top
1001-32	32 oz Flip-Top

COMPRESSOR OIL

- Protects against oxidation, corrosion, foaming and wear of metal parts
- Protects against sludge and maintains its viscosity in the temperature range of 20° F to 440° F
- For centrifugal compressors where the manufacturer specifies a non-detergent 30 weight oil
- ISO 68 Grade
- Non-synthetic



Part No.	Container Size
1002	1 Gallon
1002-32	32 oz Flip Top

WARNING: HARMFUL OR FATAL IF SWALLOWED.



HI-PERFORMANCE TIRE VALVE





- For use with mag, aluminum, exposed or reversed chrome wheels
- Clamp-in type, brass chrome plated
- Complete with two grommets to fit .453 or .625 valve holes
- Maximum air pressure 80 PSI cold inflation pressure





Part No.	Description
409 / S-409	Tire Valve

TUBELESS TIRE VALVES

- Snap-in type
- Cap thread size: .305-32
- Ozone resistant rubber
- Maximum cold inflation pressure may not exceed: 60 PSI

	2/Card	10/Box	50/Box	500/Box	TR Number	Rim Hole Diameter	Effective Length Inches
	S-413	413-10	413-50	413-500	TR 413	.453"	1 1/4"
	S-414	414-10	414-50	414-500	TR 414	.453"	1 1/2"
	S-415	415-10	415-50	415-500	TR 415	.625"	1 1/4"
	S-418	418-10	418-50	418-500	TR 418	.453"	2"
	S-423	423-10	423-50	423-500	TR 423	.453"	2 1/2"
	S-425	425-10	425-50	425-500	TR 425	.625"	2"



HIGH PRESSURE TUBELESS TIRE VALVES

	Part Number	10/Box	50/Box	TR Number	Rim Hole Diameter	Effective Length Inches
	493	493-10	493-50	TR 600	.453"	1 1/4"
	494	494-10	494-50	TR 602	.453"	2"

- Maximum air pressure 80 PSI cold inflation pressure

CHROME SLEEVE TUBELESS TIRE VALVES

- Chrome sleeve tubeless tire valve with hex cap
- Fits .453 rim holes, replaces TR 413, TR 418

	2/Card	10/Box	TR Number	Length
	S-413-1	413-1	TR 413	1 1/4"
	N/A	418-1	TR 418	2"

TR-218A / ROAD GRADER & TRACTOR VALVE



Part No.	Description	Base	Length	Quantity
462 / S-462	Road Grader & Tractor Valve	4 1/4"	1 27/32"	5/Box

- Base prepared for electric or chemical application to tubes

TR-LN-10 / BRASS RIM NUT



Part No.	Description	Quantity
463	Brass Rim Nut for Air/Water Tractor Valve	10/Box

REPLACEMENT CORE HOUSING



Part No.	Description	Quantity
464 / S-464	TR-CH-3 for use with tractor valves	2/Card
S-465	TR-CH-1 complete with valve core and cap for old style air/water valves	2/Card


TR-618A TUBELESS AIR-LIQUID VALVE



Part No.	Description	Max. Air Pressure	Length	Quantity
469	Clamp-In Tubeless Valve	90 PSI	2 1/2"	5/Box

- For farm tractor and road grader tires
- Fast filling large bore type
- Complete with 464 core housing

CLAMP-IN TUBELESS TIRE VALVES



Part No.	Description	Quantity
470	TR 416 Universal Clamp-In Rubber grommets fit 0.453" and 5/8" rim holes	5/Box
471	TR 417 Special Clamp-In	5/Box

- Recommended when tire pressure exceeds 45 PSI



PLASTIC RIM HOLE REDUCER BUSHING



Part No.	Description	Base	Rim Hole Size	Quantity
406	Reducer Bushing	2 1/4"	5/8" to .453"	100/Box

- For passenger car, motorcycle, light trucks, and industrial vehicles

PATCH TUBE TYPE TIRE VALVES

	Part Number	Size	Rim Hole	Fits	Quantity
	473	1 3/8"	.453	13", 14", 15" tubes (TR13) 16" tubes (TR 15)	5/box
	474	1 3/8"	.625		5/box
	475	2 1/4"	.625	3 1/2" hand bendable for special applications (TR 150)	5/box

Apply hot or cold

OVAL SLOT TUBELESS VALVE

- Ready to use with grommet, washer, valve core, hex nut and screwdriver cap
- For Firestone 16 x 6 KS wheel with oval valve hole



Part No.	Max Pressure	Quantity
476	200 PSI	5/Box

TRUCK & BUS CLAMP-IN TUBELESS TIRE VALVES

- Straight clamp-in type valves for 5/8" sidehole mounting
- For demountable and non demountable rims
- Maximum air pressure 200 PSI
- 5/box



Part No.	Effective Length
481	3 17/32" (TR 571)
482	1 21/32" (TR 501)
483	2 5/32" (TR 500)
484	3 9/32" (TR 570)
485	3 29/32" (TR 572)
486	4 17/32" (TR 573)

TUBELESS VALVE


- Used in drop center aluminum disc wheels with 5/8" bottom valve hole (TR 510)
- 5/box



Part No.	Description
492	Tubeless Valve

VALVE CORES

- Operating temperature range: -40° to 302° F
- Operating pressure range: 0-200 PSI
- Meets specification TR- C1
- Nickel plated brass
- 1455 is a large bore valve core









Part Number	Thread Size	Quantity
404	.2108-36	5/Package
404-100	.2108-36	100/Box
S-404	.2108-36	5/Card
1455	.302-32	10/Box

VALVE CAPS

Part Number	Material Type	Description	Quantity
 434	Nickel Plated	Knurl Cap, Heat Resistant Sealing Washer	50/box
 435 / S-435	All Brass, Chrome Plated	Hex Head	50/box, 4/card
 436 / S-436	Brass, Nickel Plated	Dome Type, TR VC3	100/box, 5/card
 437 / S-437	Brass, Nickel Plated	Screwdriver Type, TR VC2 Built in valve removal slot	100/box, 5/card
 438	Green Plastic	For Nitrogen Filled Tires Dome Shape, TR VC8, Standard Valve Caps Thread Size: .305-32	100/box
 439	Black Plastic	Dome Shape, TR VC8 Standard Valve Caps, Thread Size: .305-32	100/box
 1457	Brass	Large Bore, Hex Head, TR VC7 Thread Size: .485-26	10/box
 1458	Brass	Large Bore, Screwdriver Type, TR VC6 Built in valve removal slot	10/box

TRUCK VALVE EXTENSIONS

- Nickel plated brass, nickel plated long skirt, hi-heat cap, all thread sizes: .305-32
- 10/Box

Part No.	Effective Length
 440	1 3/8"
 440-1	2 1/4"
 440-2	3 1/16"
 440-3	3 11/16"
 440-4	4 1/8"
 440-5	5 1/2"

BRASS VALVE EXTENSIONS

- Dust cover design allows pressure check and inflation/deflation without removing cap
- Threaded for valve caps and/or wheel cover locks
- Thread: .305-32
- 4/Card



Part No.	Effective Length
S-441	3/4"
S-442	1 1/4"

PLASTIC EXTENSIONS

- Lightweight so it does not affect wheel balance
- Extends through hole in cover for ease in inflating or checking tire pressure
- 50/Box, 4/Card



Part No.	Effective Length
451 / S-451	3/4"
452 / S-452	1 1/4"
453 / S-453	1 1/2"
454 / S-454	2"

VALVE EXTRACTOR TOOL

- For removal of valve cores
- 1/4" threaded inlet
- Length: 5 1/8", 6 3/4" extended

Remove/Inflate/Install—
All in one tool!



Part No.	Length
S-443	5 1/8" - 6 3/4"

VALVE CORE TOOL


- For removal & insertion of valve cores
- One end for standard bore, one end for large bore valves.
- 10/Box, 1/Card



Part No.	Size
444 / S-444	5" Overall 3" Molded Handle

VALVE REPAIR TOOL

- 4 in 1 valve tool for rethreading inside and outside of valve stems, insertion or removal of valve cores
- Allows removal of valve cores even if shoulders are broken
- Steel plated
- 10/box, 1/cd



Part No.	Tap Size
445 / S-445	.2108-36

TUBE DEFLATOR & CORE REMOVER



Part No.	Description
S-446	Tube Deflator & Core Remover

- Insertion and removal of valve core with other end

VALVE FISHING TOOL



- Designed to align or seal valve stem through rim hole. Handle offers same features as Milton #446

Part No.	Overall Length	Valve Head Diameter
S-447	8 1/4"	7/16"

TIRE TREAD DEPTH GAGE



- Round aluminum indicator bar calibrated 0 to 1" in 1/32" markings
- Handy pocket clip—stores easily in your pocket
- 10/box, 1/cd

Part No.	Calibration
448 / S-448	0-1"

VALVE INSERTION TOOL



- For the installation or removal of "snap-in" type tubeless tire valves

Part No.	Description
S-449	Insertion Tool

TUBE DEFLATOR TOOL



- For fast complete deflation of all inner tubes on trucks, tractors, buses and passenger cars
- 10/box

Part No.	Description
450	Deflator Tool

SAFE-T-FLATE



- Inner dual wheel valve extension
- Standard bore
- Maximum 150 PSI
- 2 /package

Part No.	Length
S-400-6	8 1/4"








AIR/WATER ADAPTER KIT



- Connects 3/4" garden hose to tire valves to fill tires with liquid
- Fits all tubes and tubeless valves in this section with core housing removed
- Complete with 2 bushings, one standard bore, one large bore

Part No.	Description
S-466	Adapter Kit

LARGE BORE AIR CHUCKS & REPAIRING TOOL—150 Max PSI

	Part No.	Description
	982	Large Bore Dual Head Chuck Service Gage
	1460	Large Bore Adapter <ul style="list-style-type: none"> • Reduces to standard bore • .305-32 thread • Complete with gasket • TR-AD1
	1470	Lock On Chuck <ul style="list-style-type: none"> • 1/4" female NPT
	1471	Long Handle Lock On Chuck <ul style="list-style-type: none"> • 1/4" female NPT • Straight push-on with 5 1/8" handle
	1472	Dual Foot Chuck <ul style="list-style-type: none"> • 1/4" female NPT • Large bore and standard valves • 9" handle
	1475	Large Bore Tube Deflator
	1477	Large Bore 4 Way Valve Tool <ul style="list-style-type: none"> • Remove, install, deflate, rethread
	1496	Kwik Grip Safety Air Chuck <ul style="list-style-type: none"> • 1/4" female NPT • For large bore valves • Locks on valve



S-443 Shown

GENERAL TERMS USED FOR HOSE AND BRASS FITTINGS

- **NPT** = National Pipe Taper (tapered thread for general use)
- **NPS** = National Pipe Straight (straight mechanical thread for free fitting mechanical joints such as paint spraying equipment)
- **Hose ID** = Inside diameter of hose
- **Hose OD** = Outside diameter of hose

BRASS HOSE ENDS

	Part No.	Description	Hose ID	Thread
	600-2	Male	1/8"	1/8" NPT
	600-4	Male	1/8"	1/4" NPT
	600-3	Male	1/4"	1/8" NPT
	600 / S-600	Male	1/4"	1/4" NPT
	601 / S-601	Male	5/16"	1/4" NPT
	602 / S-602	Male	3/8"	1/4" NPT
	603 / S-603	Male	3/8"	3/8" NPT
	604	Male	1/2"	3/8" NPT
	604-1	Male	1/2"	1/2" NPT
	605 / S-605	Female, Non Swivel	1/4"	1/4" NPT
	605-1	Female, Non Swivel	5/16"	1/4" NPT
	605-2 / S-605-2	Female, Non Swivel	3/8"	1/4" NPT
	605-3	Female, Non Swivel	3/8"	3/8" NPT
	607	Female Swivel, Gasket Seat	1/4"	1/4" NPS
	608	Female Swivel, Gasket Seat	5/16"	1/4" NPS
	609 / S-609	Female Swivel, Ball Seat	1/4"	1/4" NPS
	610	Female Swivel, Ball Seat	5/16"	1/4" NPS

BRASS MALE FULL SWIVEL HOSE FITTINGS

	Part No.	Hose ID	NPT Thread
	611-4 / S-611-4	1/4"	1/4"
	611-6 / S-611-6	3/8"	1/4"
	612-6 / S-612-6	3/8"	3/8"
	613-6	1/2"	3/8"
	613-8	1/2"	1/2"

RE-USABLE BRASS HOSE FITTINGS—Male End

	Part No.	Hose OD	Hose ID	NPT
	*615 / S-615	19/32" or 9/16"	1/4"	1/4"
	615-8	1/2"	1/4"	1/4"
	*617 / S-617	5/8"	1/4"	1/4"
	S-621	3/4"	3/8"	1/4"
	621-11	11/16"	3/8"	1/4"
	622	3/4"	3/8"	3/8"

NOTE: *615 & 617 may be used with 5/16" hose. Maximum air pressure 250 PSI for Reusable Fittings and Menders.

RE-USEABLE BRASS HOSE MENDERS



Part No.	Hose OD	Hose ID
616	19/32" or 9/16"	1/4"
618	5/8"	1/4"
623	3/4"	3/8"


Note: #616 & 618 may be used with 5/16" hose. Maximum air pressure 250 PSI for Reusable Fittings and Menders.

BRASS HOSE MENDERS



Part No.	Hose ID
640 / S-640	1/4" x 1/4"
641 / S-641	5/16" x 5/16"
642 / S-642	3/8" x 3/8"
642-1	1/2" x 1/2"

ZAMAK ALLOY HOSE END & MENDER



Part No.	Description	Hose ID
663 / S-663	End	1/4" ID x 1/4" NPT
S-676	Mender	1/4" ID x 1/4" ID

BRASS FITTINGS



Part No.	Description	Thread Size
643 / S-643	Female Hex Coupling	1/4" NPT x 1/4" NPT
643-1	Female Hex Coupling	3/8" NPT x 1/4" NPT
643-3 / S-643-3	Female Hex Coupling	3/8" NPT x 3/8" NPT



646 / S-646	Male Hex Nipple	1/4" NPT x 1/4" NPT
646-1 / S-646-1	Male Hex Nipple	1/4" NPT x 3/8" NPT
647 / S-647	Male Hex Nipple	3/8" NPT x 3/8" NPT
647-1	Male Hex Nipple	3/8" NPT x 1/2" NPT
647-2	Male Hex Nipple	1/2" NPT x 1/2" NPT



S-648	Male Hex Nipple	1/4" NPT x 1/4" NPS Ball Socket
-------	-----------------	------------------------------------



S-649	Male Hex Nipple	1/4" NPS x 1/4" NPS Ball Socket
-------	-----------------	------------------------------------

BRASS REDUCER BUSHINGS



Part No.	NPT Male	NPT Female
650	1/4"	1/8"
651	3/8"	1/4"
651-1	1/2"	1/4"
652	1/2"	3/8"
652-1	3/4"	1/4"
652-4	3/4"	3/8"
652-8	3/4"	1/2"

BRASS ADAPTERS



Part No.	NPT Female	NPT Male
653	1/4"	1/8"
653-2	3/8"	1/4"
653-4	1/2"	3/8"

AIR HOSE SWIVEL CONNECTOR

- Female pipe threads

Connector Material	Max Inlet Pressure	Air Flow
Aluminum	150 PSI	40 SCFM

Allows for better flexibility and less hose kinking



360°

Part No.	Swivel Connector	Flow Control	Gage	Replacement Gage
S-657	1/4"	No	No	N/A
S-657-1	3/8"	No	No	N/A



360°

S-657-2	1/4"	Yes	No	N/A
---------	------	-----	----	-----



360°

S-657-3	1/4"	Yes	Yes	657-4
---------	------	-----	-----	-------

FULL SWIVEL HOSE ENDS—1/4" Male NPT

- Steel construction, black oxide finish.



360°

Part No.	Swivel NPT or ID
658 / S-658	Barb 1/4" ID
658-1 / S-658-1	Barb 3/8" ID
659 / S-659	1/4" NPT Female End

BRASS SWIVEL "L" ADAPTER



Part No.	Swivel NPT or ID	NPT
660	1/4" NPT Female	Male 1/4" NPT

SOLID BRASS FEMALE "T"'S & "CROSSES"

Provides three or four connections with one part!



Part No.	Description	Female inlets
655 / S-655	3 "T" Openings	1/4"
655-1 / S-655-1	3 "T" Openings	3/8"



656 / S-656	4 "Cross" Openings	1/4"
656-1 / S-656-1	4 "Cross" Openings	3/8"

AIR HOSE REPAIR KITS

These repair kits make field repairs easy. Just cut the damaged hose, push on fitting and secure with hose clamp.



- S-620 Kit includes:
- 1 each #699 1/4" female air chuck
 - 1 each #663 1/4" NPT x 1/4" ID male hose end
 - 1 each #676 1/4" ID hose mender
 - 3 each #1602 Hose clamps for 5/8" OD hose

NOTE: Kit includes a sealing type chuck that is not for use on Milton inflator gages.

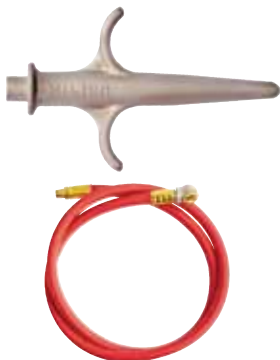
PORTABLE AIR TANKS

Don't want to lug around a compressor? Then use one of the portable air tanks. Simply fill up the tank and transport it to where you need it.

- Heat treated carbon steel
- Guaranteed air tight
- Each tank includes: 4' hose, air chuck nozzle blo-gun, pressure gage
- Maximum working pressure: 150 PSI
- Maximum temperature: 180° F
- Manufactured in accordance with "DOT" specifications 4BA240



Part No.	Gallon Capacity	Weight	Height	Diameter
687	2.5	14 lbs.	17"	9"
688	4.6	19 lbs.	19"	12"



- Replacement Parts**
- 112 Air Chuck Nozzle
 - 638-7 Pressure Gage: 1/8"-27 Male NPT
 - 684 Tank Valve, 1/8" NPT Male
 - 684-4 Tank Valve, 1/4" NPT Male
 - 1686 6' Replacement Hose Assembly, 1/4" NPT Male Hose End
 - 1689 4' Replacement Hose Assembly For 687, 688, 1/8" NPT Male Hose End

TANK CONVERSION KIT



- Do it yourself kit allows you to convert all no longer allowed R-12 freon tanks to portable air tanks

Part No.	Contents:
S-682	<ul style="list-style-type: none"> • Filler Valve • Gage • 4' Air Hose Assembly • Manifold • Chuck

WARNING: NOT FOR PROPANE TANK CONVERSION.

DRAIN COCKS



- Brass body
- Steel handle

Part No.	NPT
614-2 / S-614-2	1/8"
614-4 / S-614-4	1/4"
614-6 / S-614-6	3/8"
614-8	1/2"

TANK VALVES

- Maximum Air Pressure: 200 PSI
- Standard Valve Core and Plastic Cap
- Cap Thread Size: .305-32



Part No.	Male NPT	Overall Length (with cap)
684 / S-684	1/8"	1"
684-4 / S-684-4	1/4"	1 1/2"



WARNING
AVERTISSEMENT
ADVERTENCIA

PREVENT TANK RUPTURE!
 DRAIN TANK EVERY WEEK
 TILT TANK TO DRAIN COMPLETELY
 POUR PRÉVENIR LA RUPTURE!
 DU RÉSERVOIR, LE VIDANGER
 CHAQUE SEMAINE
 EN L'INCLINANT POUR LE VIDER
 COMPLÈTEMENT
 PARA PREVENIR LA RUPTURA!
 DEL TANQUE ESCURRA EL TANQUE

NYLON RE-KOIL AIR HOSE

- Assembled with re-usable, full flow male NPT swivel fittings on both ends to avoid twisting and kinking
- Resists abrasions.

Material	Max. Working Pressure	Working Temperature
Equivalent to nylon 12	200 PSI @ 70° F	-40° F to 180° F (-38° C to 82° C)



Part No.	Hose ID	Length	Swivel Male NPT
1667	1/4"	12'	1/4"
1669	1/4"	25'	1/4"
1669-100	1/4"	100'	
1670	1/4"	50'	1/4"
1674	3/8"	25'	3/8"
1674-4	3/8"	25'	1/4"
1674-100	3/8"	100'	
1675	3/8"	50'	3/8"
1675-4	3/8"	50'	1/4"

Replacement fittings for nylon Re-Koil hose:

Part No.	Description
1669-1	1/4" ID Male Swivel Hose End, 1/4" NPT
1669-2	1/4" ID Mender, Repair Union
1675-1	3/8" ID Male Swivel Hose End, 3/8" NPT
1675-5	3/8" ID Male Swivel Hose End, 1/4" NPT

POLYURETHANE RE-KOIL AIR HOSE

- Most flexible of all re-coil hoses has excellent shape retention
- Resists abrasions, corrosive materials, oil & grease
- Light & flexible completely assembled with 18" straight hose whip with swivel fittings on both ends



Material	Max. Working Pressure	Working Temperature
Polyurethane	125 PSI @ 70° F	-50° F to 180° F (-46° C to 82° C)

Part No.	Hose ID	Length	Swivel Male NPT
1671-10	1/4"	10'	1/4"
1671-20	1/4"	20'	1/4"
1671-30	1/4"	30'	1/4"
1672-20	3/8"	20'	1/4"
1672-30	3/8"	30'	1/4"
1673-20	3/8"	20'	3/8"
1673-30	3/8"	30'	3/8"

FLEX HOSE

Milton's reinforced polyurethane flex hose is an outstanding option over heavy rubber hose and stiff plastic because of its light weight, strength and flexibility. Flex hose remains flexible, even in extremely cold weather, and is great for both outdoor and indoor uses. All Milton flex hoses come complete with strain relief swivel fittings on both ends.

- Maximum working pressure at 70° F: 200 PSI
- Burst pressure: 800 PSI
- Working temperature: -40° F to 165° F




Part No.	Hose ID	Length	Swivel Male NPT
1623-1	1/4"	25'	1/4"
1623-2	1/4"	50'	1/4"
1623-3	1/4"	100'	1/4"
1623-4	1/4"	35'	1/4"
1624-1	3/8"	25'	1/4"
1624-2	3/8"	50'	1/4"
1624-3	3/8"	100'	1/4"
1624-4	3/8"	35'	1/4"

BULK (No Fittings)

Part No.	Hose ID	Length
1623-300	1/4"	300'
1623-500	1/4"	500'
1624-300	3/8"	300'
1624-500	3/8"	500'

REPLACEMENT FITTINGS



Part No.	Description
P1623-8	Splice Kit, 1/4" ID
P1624-8	Splice Kit, 3/8" ID



1623-10	Male Hose End 1/4" ID x 1/4" MNPT
1624-10	Male Hose End 3/8" ID x 1/4" MNPT



1623-11	Strain Relief for 1623 Flex Hose
1624-11	Strain Relief for 1624 Flex Hose

EPDM 2 BRAID AIR HOSE

Deluxe heavy duty EPDM rubber is designed for tough service station and shop applications. Kink resistant and flexible in extreme temperatures, resists abrasion, weathering and ozone. Assembled with brass fittings, bulk hose comes without fittings in either a dispensing box or handy reel. Individually boxed. Limited oil resistance.

- Maximum working pressure: 250 PSI
- Burst pressure: 1000 PSI
- Working temperature: -40° F to 190° F (-38°C to 87° C)
- Material: EPDM rubber tube & cover, spiral synthetic yarn reinforcement



Staple hose of choice for all Milton Inflator and Bayonet Gages!

Part No.	Hose ID	Length	Fittings, NPT
1628	5/16"	25'	Male 1/4" x female 1/4" swivel barb NPS
1628-1	5/16"	50'	Male 1/4" x female 1/4" swivel barb NPS
1630	1/4"	25'	Male 1/4" both ends
1631	1/4"	50'	Male 1/4" both ends
1632	3/8"	25'	Male 3/8" both ends
1633	3/8"	50'	Male 3/8" both ends
1634	3/8"	25'	Male 1/4" both ends
1635	3/8"	50'	Male 1/4" both ends
1636	1/2"	25'	Male 1/2" both ends
1636-1	1/2"	50'	Male 1/2" both ends

BULK (No Fittings)

Part No.	Hose ID	Hose OD	Length	Packaging
1628-250	5/16"	9/16"	250'	Reel
1630-100	1/4"	5/8"	100'	Box
1630-250	1/4"	5/8"	250'	Reel
1630-500BK	1/4"	5/8"	500'	Reel
1632-100	3/8"	23/32"	100'	Box
1632-200	3/8"	23/32"	200'	Reel
1632-500BK	3/8"	23/32"	500'	Reel
1636-150	1/2"	7/8"	150'	Reel
1636-500BK	1/2"	7/8"	500'	Reel

PVC AIR HOSE

Lighter in weight than standard air hose. Use with compressed air, water and/or mild chemicals. Resistant to oil, gasoline, abrasion and ozone. Assembled with brass fittings.

- Maximum working pressure: 250 PSI
- Working temperature: -10° F to 158° F (-23° C to 70° C)
- Material: Thermoplastic PVC blue cover, PVC tube
- Spiral synthetic yarn reinforcement



Part No.	Hose ID	Length	Fittings, NPT
1640	1/4"	25'	Male 1/4" both ends
1641	1/4"	50'	Male 1/4" both ends
1642	3/8"	25'	Male 1/4" both ends
1643	3/8"	50'	Male 1/4" both ends
1644	3/8"	25'	Male 3/8" both ends
1645	3/8"	50'	Male 3/8" both ends

BULK (No Fittings)

Part No.	Hose ID	Length	Packaging
1640-500BK	1/4"	500'	Reel
1642-500BK	3/8"	500'	Reel

Hose and Brass Fittings

PUSH ON & LOCK ON AIR HOSE

Made of strong, flexible Nitrile with spiral synthetic yarn reinforcement. Resists oil, gasoline, abrasion and ozone. Highly resistant to petroleum based hydraulic oils. No clamps or ferrules needed, just cut hose to desired length and push on fitting. Ideal for automotive paint shop, construction, manufacturing and petrochemical industries. Use with compressed air, water and petroleum based solvents.

- Maximum working pressure: 250 PSI
- Burst pressure: 1000 PSI
- Working temperature: -20° F to 210° F (-29° C to 100° C)
- Fittings are not included with bulk push and lock hose.



No clamps or ferrules needed

Part No.	Hose ID	Hose OD	Length	Packaging
1627-100	1/4"	1/2"	100'	Dispensing box
1627-250	1/4"	1/2"	250'	Handy reel
1627-500BK	1/4"	1/2"	500'	Handy reel
1629-100	3/8"	5/8"	100'	Dispensing box
1629-250	3/8"	5/8"	250'	Handy reel
1629-500BK	3/8"	5/8"	500'	Handy reel

WARNING: DO NOT USE STANDARD BARB FITTINGS ON LOCK ON AIR HOSE. USE ONLY PUSH ON AND LOCK FITTINGS.

PUSH ON & LOCK ON BRASS HOSE ENDS

Part No.	Hose ID	NPT	Fittings
1700	1/4"	1/4"	Male hose end
1702-4	3/8"	1/4"	Male hose end
1703-6	3/8"	3/8"	Male hose end
1704-6	1/2"	3/8"	Male hose end
1704-8	1/2"	1/2"	Male hose end
1705-4	1/4"	1/4"	Female hose end
1705-6	3/8"	3/8"	Female hose end
1706-4	1/4"	1/4"	Full swivel male hose end
1706-6 / S-1706-6	3/8"	1/4"	Full swivel male hose end
1707-6 / S-1707-6	3/8"	3/8"	Full swivel male hose end
1740-4	1/4"	1/4"	Mender
1742-6	3/8"	3/8"	Mender

NOTE: Fittings listed above are for use with Milton push on and lock on hose 1627 and 1629 only.

PUSH ON & LOCK ON BARB FITTING INSERTION TOOL



- Self-adjusting clamp
- Includes 1/4" and 3/8" adapters
- Can be bench-mounted or used as a portable tool

Instead of struggling to push the fittings into the hose, the insertion tool does all the work for you

Part No.	Description
1627	Push On & Lock or Barb Fitting Insertion Tool



HOSE FERRULE CRIMPING TOOL

- Crimps ferrules on hose from 1/4" single braid to 3/8" two braid hose
- Made of high strength ductile iron casting
- 5 hardened steel ribbed dies ready for instant use.
- Can be bench-mounted or used as a portable tool



Part No.	Description
1626	Ferrule Crimping Tool
1626-1	7/16" Die For Crimping Welding Hose
1626-2	13/16" Die For Crimping 1/2" ID Hose x 7/8" OD Hose

BRASS HOSE FERRULES—For Custom Hose Assemblies

- Brass ferrules to make custom hose assemblies



Part No.	Size	Hose OD
1654-2	1" x .525 ID	1/2"
1654-3	1" x .562 ID	9/16"
1654-4	1" x .593 ID	19/32"
1654-5	1" x .625 ID	5/8"
1654-6	1" x .656 ID	21/32"
1654-7	1" x .687 ID	11/16"
1654-8	1" x .718 ID	23/32"
1654-9	1" x .750 ID	3/4"
1654-12	7/8" x .900 ID	7/8"

NOTE: Because rubber hose tolerances vary up to +/- 1/32" on the ID and OD, it is necessary to fit ferrules and fittings to each individual hose being assembled.

FILLER FAUCET



- Easy operation and smooth flow due to long flexible rubber spout with lever control
- Heavy duty, ruggedly built with stainless steel springs
- Operating pressure: standard municipal (city) water pressure
- 30 to 35 PSI
- Nitrile rubber
- Zinc alloy body
- Spout Length: 4"

Part No.	Thread
209	Female 1/4" NPT

HANDY BEND WATER NOZZLES



- Bend the water nozzle for water flow, release nozzle and water stops
- Length: approx. 4"
- Maximum temperature: 190° F



Part No.	Color	Thread
S-300	Red	Female Garden Hose
350	Black	Female 1/4" NPT

SWIVEL END SNUBBER HOSES

Absorbs shock to air couplers from impact tools and/or air hammers. Snubber hoses are fitted with a full 360° steel swivel fitting for greater flexibility and easier use.

- Burst pressure: 800 lbs.
- Maximum working pressure: 200 PSI

Every impact tool should be on a snubber!



Part No.	Hose ID	360° Swivel Length	Fitting NPT	Brass Fitting
S-680	1/4"	30"	Male 1/4"	Female 1/4"
S-680-1	1/4"	5'	Male 1/4"	Female 1/4"
S-680-2	3/8"	30"	Male 1/4"	Female 1/4"
S-680-3	3/8"	5'	Male 1/4"	Female 1/4"
681	1/2"	2'	Male 3/8"	Male 3/8"
681-1	1/2"	2'	non-swivel Male 1/2"	Male 1/2"
			non-swivel	

HEAVY DUTY SNUBBER HOSES

Made from light-weight neoprene which is more flexible than standard hose even in extreme temperatures. Absorbs shock to air couplers from impact tools and/or air hammers. Snubber hoses are fitted with a full 360° steel swivel fitting for greater flexibility and easier use.

- Burst pressure: 1000 lbs.
- Maximum working pressure: 250 PSI



Part No.	Hose ID	Length	360° Swivel Fitting NPT	Brass Fitting
S-1679	1/4"	30"	Male 1/4"	Female 1/4"
S-1679-2	3/8"	30"	Male 1/4"	Female 1/4"

PUSH TO CONNECT NYLON TUBE FITTINGS

- Easy push-in/one touch mechanism—no gluing!
- Allow for maximum air flow and faster connection than standard compression fittings
- T and elbow fittings pivot 360° for installation ease
- For use with Milton “PUVEX”, nylon, polyurethane, or low and high density polyethylene tubing
- Push to connect fitting with 5/16” tube OD also fits 8 mm metric tube OD

Re-usable!
Lightweight!
Fast Install!

Material	Max. Temperature at Installation	Max. Working Pressure	Seals
Nylon	32° F to 140° F	150 PSI	Buna-N

MALE CONNECTOR



Part No.	Tube OD	NPT
2200-1	1/4"	10-32
2200-2 / S-2200-2	1/4"	1/8"
2200-3 / S-2200-3	1/4"	1/4"
2200-4 / S-2200-4	1/4"	3/8"
2200-5	5/16"	1/8"
2200-6	5/16"	1/4"
2200-8 / S-2200-8	3/8"	1/8"
2200-9 / S-2200-9	3/8"	1/4"
2200-10 / S-2200-10	3/8"	3/8"
2200-11	3/8"	1/2"
2200-12	1/2"	1/4"
2200-13	1/2"	3/8"
2200-14	1/2"	1/2"

MALE SWIVEL ELBOW



Part No.	Tube OD	NPT
2202-1	1/4"	10-32
2202-2 / S-2202-2	1/4"	1/8"
2202-3 / S-2202-3	1/4"	1/4"
2202-4 / S-2202-4	1/4"	3/8"
2202-5	5/16"	1/8"
2202-6	5/16"	1/4"
2202-9 / S-2202-9	3/8"	1/4"
2202-10 / S-2202-10	3/8"	3/8"
2202-11 / S-2202-11	3/8"	1/2"
2202-12	1/2"	1/4"
2202-13	1/2"	3/8"
2200-14	1/2"	1/2"

EXTENDED MALE SWIVEL ELBOW



Part No.	Tube OD	NPT
2203-1	1/4"	1/8"
2203-2	1/4"	1/4"
2203-3	1/4"	3/8"
2203-7	3/8"	1/4"
2203-8	3/8"	3/8"
2203-9	3/8"	1/2"
2203-10	1/2"	1/4"
2203-11	1/2"	3/8"
2203-12	1/2"	1/2"

WARNING: NOT D.O.T. APPROVED

MALE SWIVEL BRANCH TEE



Part No.	Tube OD	NPT
2204-1	1/4"	1/8"
2204-2	1/4"	1/4"
2204-3	1/4"	3/8"
2204-7	3/8"	1/4"
2204-8	3/8"	3/8"
2204-9	3/8"	1/2"
2204-10	1/2"	1/4"
2204-11	1/2"	3/8"
2204-12	1/2"	1/2"

MALE SWIVEL RUN TEE



Part No.	Tube OD	NPT
2205-1	1/4"	1/8"
2205-2	1/4"	1/4"
2205-3	1/4"	3/8"
2205-7	3/8"	1/4"
2205-8	3/8"	3/8"
2205-9	3/8"	1/2"
2205-10	1/2"	1/4"
2205-11	1/2"	3/8"
2205-12	1/2"	1/2"

MALE SWIVEL "Y" CONNECTOR



Part No.	Tube OD	NPT
2206-1	1/4"	1/8"
2206-2	1/4"	1/4"
2206-3	1/4"	3/8"
2206-7	3/8"	1/4"
2206-8	3/8"	3/8"
2206-9	3/8"	1/2"
2206-10	1/2"	1/4"
2206-11	1/2"	3/8"
2206-12	1/2"	1/2"

STRAIGHT UNION



Perfect for splicing or repair

Part No.	Tube OD
2207-1 / S-2207-1	1/4"
2207-2	5/16"
2207-3 / S-2207-3	3/8"
2207-4	1/2"

ELBOW UNION



Part No.	Tube OD
2209-1 / S-2209-1	1/4"
2209-2	5/16"
2209-3 / S-2209-3	3/8"
2209-4	1/2"

"TEE" UNION



Part No.	Tube OD
2210-1 / S-2210-1	1/4"
2210-2	5/16"
2210-3 / S-2210-3	3/8"
2210-4	1/2"

"Y" CONNECTOR



Part No.	Tube OD
2211-1	1/4"
2211-2	5/16"

STRAIGHT UNION-SPEED/FLOW CONTROL



Part No.	Tube OD
2212-1	1/4"
2212-2	5/16"
2212-3	3/8"

FLOW CONTROL – METER IN

Built-in dial to control air flow



Part No.	Tube OD	NPT
2213-1	1/4"	1/8"
2213-2	1/4"	1/4"
2213-3	1/4"	3/8"
2213-6	3/8"	1/4"
2213-7	3/8"	3/8"
2213-8	3/8"	1/2"
2213-9	1/2"	1/2"

FLOW CONTROL – METER OUT



Part No.	Tube OD	NPT
2214-1	1/4"	1/8"
2214-2	1/4"	1/4"
2214-3	1/4"	3/8"
2214-6	3/8"	1/4"
2214-7	3/8"	3/8"
2214-8	3/8"	1/2"
2214-9	1/2"	1/2"


PUVEX TUBING

You no longer need polyurethane, nylon and polyethylene tubing. Puvex tubing combines the flexibility of polyurethane straight tubing with the strength, flexibility, and maximum working pressure of nylon straight tubing and costs only pennies more than polyethylene. Puvex has the same abrasion resistant properties of polyethylene, nylon and polyurethane. Remains flexible even at extreme temperatures of -40° F to +175° F.

- Use with Milton push to connect fittings
- Many uses: air lines, instrumentation, pneumatic circuitry, chemical processing, food & beverage dispensing, refrigeration, high pressure gas, vacuum-water-chemical products, and robotics

Temperature Range	Max. PSI
-40° F to 175° F	140 PSI

Part No.	Length	OD	Color	Packaging
2340-50 / S-2340-50	50'	1/4"	Natural	Coil
2340-100	100'	1/4"	Natural	Coil
2340-300	300'	1/4"	Natural	Reel
2341-50	50'	1/4"	Blue	Coil
2341-100	100'	1/4"	Blue	Coil
2341-300	300'	1/4"	Blue	Reel
2360-50 / S-2360-50	50'	3/8"	Natural	Coil
2360-100	100'	3/8"	Natural	Coil
2360-300	300'	3/8"	Natural	Reel
2361-50	50'	3/8"	Blue	Coil
2361-100	100'	3/8"	Blue	Coil
2361-300	300'	3/8"	Blue	Reel
2380-50	50'	1/2"	Natural	Coil
2380-100	100'	1/2"	Natural	Coil
2380-300	300'	1/2"	Natural	Reel
2381-50	50'	1/2"	Blue	Coil
2381-100	100'	1/2"	Blue	Coil
2381-300	300'	1/2"	Blue	Reel



PUSH TO CONNECT KITS

- Includes 50 feet of tubing, 4 male connectors, 1 swivel elbow, 4 straight connectors, 2 elbows, 1 tee
- 1/4" and 3/8" OD tubing



Part No.	Tubing Color	Connector NPT
2340KIT	Natural	1/4"
2341KIT	Blue	1/4"
2360KIT	Natural	3/8"
2361KIT	Blue	3/8"



Fittings and tubing in one kit!

CLEAR REINFORCED PVC TUBING

Also known as PVR tubing. It's lightweight, flexible, transparent, easy to clean, and resists ozone and most chemicals. FDA approved. Can be used with hose barb, ferrules and hose clamps for such applications as manufacturing equipment, water, lubrication, packaging machines, food and beverage equipment, plastic molding industry.

Material	Working Temperature Range
Thermoplastic PVC reinforced with spiral polyester yarn	25° F to 122° F

CLEAR REINFORCED PVC TUBING (BULK NO FITTINGS)



Part No.	Length	Hose ID	Hose OD	Max Working Pressure @ 70° F
2440-300	300'	1/4"	0.438"	250 PSI
2440-500	500'	1/4"	0.438"	250 PSI
2460-300	300'	3/8"	0.594"	225 PSI
2460-500	500'	3/8"	0.594"	225 PSI
2480-300	300'	1/2"	0.750"	200 PSI
2480-500	500'	1/2"	0.750"	200 PSI

CLEAR REINFORCED PVC TUBING LENGTHS (NO FITTINGS)

Part No.	Length	Hose ID	Hose OD	Max Working Pressure @ 70° F
2440-25	25'	1/4"	0.438"	250 PSI
2440-50	50'	1/4"	0.438"	250 PSI
2460-25	25'	3/8"	0.594"	225 PSI
2460-50	50'	3/8"	0.594"	225 PSI
2480-25	25'	1/2"	0.750"	200 PSI
2480-50	50'	1/2"	0.750"	200 PSI



Hose and Brass Fittings

HOSE REELS

- Maximum working pressure: 300 PSI
- Maximum working temperature: 200° F (93° C)
- Factory lubricated bearing hubs for years of dependable service
- Beaded edges on reels prevent hose damage or injury to user
- Solid 12 gauge mounting plate to attach to surfaces such as walls, benches and pressure washer frames
- Hidden latch mechanism helps prevent build-up of grime and debris
- Complete with heavy duty 2 braid 4 spiral hose
- Spring loaded, self-retracting reels



Part No.	Hose ID	Hose Length	Fittings NPT (female inlet, male outlet)
2740-33	1/4"	33'	1/4" both ends
2760-25	3/8"	25'	3/8" both ends
2760-33	3/8"	33'	3/8" both ends
2760-50	3/8"	50'	3/8" both ends
2760-65	3/8"	65'	3/8" both ends
2780-33	1/2"	33'	1/2" both ends
2780-50	1/2"	50'	1/2" both ends

REPLACEMENT BALL STOPS



Part No.	Hose ID
P2741	1/4"
P2761	3/8"
P2781	1/2"

HAND CRANK HOSE REELS

- Factory lubricated bearing hubs for years of dependable service
- Beaded edges on reels prevent hose damage or injury to user
- Hidden latch mechanism to prevent build-up of grime and debris
- Removable handle can be mounted on either side
- Spring brake keeps hose from unwinding
- Maximum working pressure: 300 PSI
- Maximum working temperature: 200° F (93° C)
- #2765-150 supplied with 1/4" NPT adapters



Part No.	Hose ID	Hose Length Capacity
2765-150	3/8" hose	150'
2785-65	1/2" hose	65'

Hose not included

6-24 VOLT LED CIRCUIT TESTER



Part No.	Description
S-1235	6-24 Volt Circuit Tester

- Micro-sharp tip for easy wire piercing
- 6-24 volt range
- LED indicator light

DELUXE COMPRESSION TESTER



Part No.	Description	PSI	kPa	kg/cm2	Bars	Replacement Parts
S-1251*	Deluxe Compression Tester Includes 14 mm long reach adapter & spare valve core	0-300	0-2100	0-21	0-21	Valve Core: 1251-2



S-1253*	Hand Held Compression Tester Fits spark plug holes 10 mm to 7/8"	0-300	0-2100	0-21	0-21	Valve Core:1251-2 Nose Cone:1253-1
---------	---	-------	--------	------	------	---------------------------------------



S-1255*	Diesel Compression Tester Release valve for instant venting	0-1000	0-7000	0-70	0-70	N/A
---------	--	--------	--------	------	------	-----

NOTE: *Do not use standard valve core.

SEMI-TRAILER AIR-BRAKE TESTING TOOL




- Provides connection of air lines to the service and emergency brake lines of the semi-trailer for brake testing when separated from truck/tractor
- Glad-hand coupler for quick connection
- Cushioned grip with shut-off valve

Part No.	Description
1210	Semi-Trailer Air-Brake Testing Tool

BATTERY, STARTER & CHARGING SYSTEM TESTER



Part No.	Description	Cold Cranking Amps	Load @ 10 volts	Battery Testing	Replacement Parts
1260	Heavy Duty Battery Clips & 4 gauge wire	1000	120 amps	6V • 12V auto • truck	Cartridge Meter: 1261  Toggle Switch: P10-2-1 Rocker Switch: P10-2-1N

CYLINDER LEAKAGE TESTER



- Works with shop air quickly spotting bad valves, worn rings, cracked cylinder walls and blown gaskets.
- Compatible with standard leakage testers.
- Will fit almost all engines with combination 14 mm and 18 mm adapter unit





Part No.	Description
S-1257	Cylinder Leakage Tester



DRIVEWAY SIGNALS

Milton has been producing driveway signals for over 40 years! For use at service stations, bank or restaurant drive up windows or any drive up application where an attendant needs to be alerted.

- Offers instant signal every time
- Operating up to 300' of signal hose
- To order a complete system, select a bell/chime, air switch (if necessary), and hose.

	Part No.	Sound	Self Contained	Barrier Terminal Strip & Conduit Openings	Cord Length	Requires Milton Air Switch #825
	805	Bell	Yes	No	6'	No
	827	Bell	No	Yes (key slot opening) for wall or conduit mounting	N/A	Yes
	802	Chime	Yes	No	6'	No
	830	Chime	No	Yes	N/A	Yes

REMOTE CONTROL AIR SWITCH



- 825
- **Remote Control Air Switches are not wireless**
 - Use with any voltage from 6V to 220V, 10 amps maximum
 - Conduit type box construction for wall or conduit mounting
 - Burn out proof coil assures long service
 - Required for #827 and 830

HOSE ANCHOR



Part No.	Description
819	For 3/8" ID signal hose

UV AND OIL RESISTANT RUBBER DELUXE DRIVEWAY SIGNAL HOSE



Part No.	Hose ID	Length
838	3/8"	50'
839	3/8"	300' Reel

COMPRESSOR ACCESSORY STARTER KIT

Complete skin packed starter kit of Milton accessories needed for a multitude of compressed air functions. Inflating and checking tire pressure, inflating sports equipment, blowing debris, mending and connecting hoses, quick connection of air tools. Ideal for "Do-it-yourself", small repair shop, mobile repair & maintenance.



Starter kit includes 16 popular Milton Items

Part No.	Contents
S-220	(all 1/4" NPT) 1 each #148 Blo-Gun 1 each #600 Male hose end 1 each #640 Male hose mender 1 each #643 Female hex coupling 1 each #646 Male hex nipple 1 each #699 Female air chuck 2 each #715 M-Style couplers 1/4" FNPT 3 each #727 M-Style plugs 1/4" MNPT 2 each #728 M-Style plugs 1/4" FNPT 1 each #921 Tire gage

Each kit also includes at no charge:
 1 each P148-1 Blo-Gun Adapter
 1 each P148-2 Blo-Gun Inflator Pin

RE-KOIL HOSE-SAFETY BLO-GUN KIT



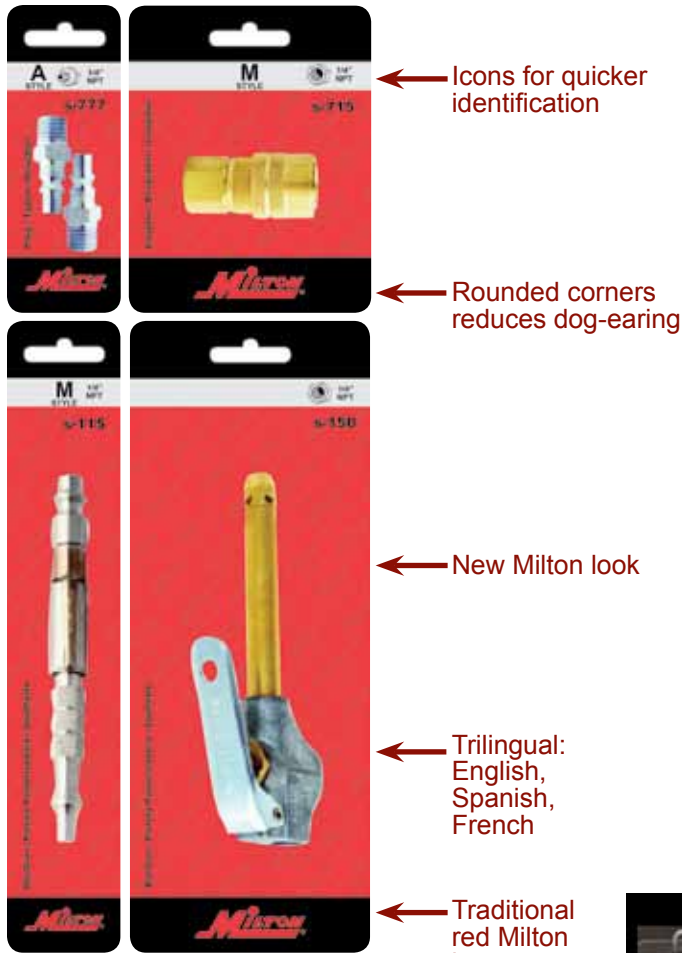
Part No.	Contents
S-225	1 each #148 Blo-Gun 1 each #715 M-Style coupler 1/4" FNPT 1 each #727 M-Style plug 1/4" MNPT 1 each #1669 1/4" x 25' nylon Re-Koil hose 1/4" MNPT both ends

TRUCK AIR SEAT BLO GUN KIT



Part No.	Contents:
S-230	1 each #148 Blo-Gun, SAFETY and rubber tip 1 each #643 1/4" x 1/4" FNPT Brass union 1 each #1667 1/4" x 12' Nylon Re-Koil air hose, 1/4" MNPT both ends 1 each #2204-2 1/4" x 1/4" MNPT Push to connect tee

For information on available merchandisers, please visit our website www.miltonindustries.com for updated options.



Four Sizes

Features:

- Modular design—all sizes “fit” within a standard 1” hole spacing
- Rounded corners—limits the “dog ear”
- Updated Milton look
- Use of icons for easier identification
- Reduced package size to fit more on planogram



One Size Re-Order Card

Sample Display



Merchandisers and Kits

Does Milton have a web site?

Yes, the address is www.miltonindustries.com.

What information is available on the Milton web site?

Milton's web site provides a complete on line catalog, new and featured products, product information and specifications, display merchandisers, Tech tips and bulletins, Coupler ID chart.

What does the "S" prefix signify?

The "S" means the product is in a displayable package for retail purposes. The product is the same with or without the "S" prefix.

What does "2/cd" mean in the Milton catalog?

Many of the Milton products are in displayable packaging for retail purposes. For convenience some items are packed 2 per card or "2/cd."

What does SCFM mean?

Standard cubic feet per minute, which is the amount of airflow through the coupler, plug, regulator, filter, etc.

What does FRL stand for?

Filter, Regulator, Lubricator

How do I select the proper size of FRL to use?

The model and style depends on the size and volume of the air compressor. Please refer to the FRL application chart in the FRL section of the Milton catalog on page 34.

What is the minimum distance from the air compressor to the FRL?

20 ft. This allows the air to cool properly so the moisture in the line will condense before reaching the filter.

What is the hole in the side of the regulator?

This is a relieving port that allows the regulator to be used on dead-ended applications. Normally, you will neither feel nor hear air coming from this hole. If you do, the regulator diaphragm has a leak, or the needle valve under the cap is dirty, or the regulator is installed backwards.

Which oil is recommended for use in the lubricators?

10 W motor oil or proprietary air tool oil. Never expose poly bowls to synthetic oils, phosphate esters or chlorinated hydrocarbons as they may cause the bowl to crack.

How much oil is required to properly lubricate the tools?

For general purpose applications, the recommended oil flow range is:

1/4" Pipe: 1–3 drops per minute

3/8" Pipe: 2–6 drops per minute

1/2" Pipe: 3–9 drops per minute

How is the oil drop rate adjusted on the Milton lubricator?

To increase the oil mist delivery rotate the adjustment knob counterclockwise. To decrease the oil feed rate, rotate the adjustment knob clockwise.

What is NPT & NPS?

National pipe tapered and national pipe straight are the two popular thread types used in compressed air systems. NPT threads require a sealing compound to be applied for a complete positive seal. NPS threads are self sealing.

How is SCFM different from working pressure?

SCFM refers to the amount of air flowing through the system. Working pressure is the amount of force pushing the air, usually measured in terms of PSI.

How do I handle Milton warranty?

If a user feels any Milton product has not provided reasonable service and has not been abused or misused, please contact customer service and/or visit our website.

How do I match the correct coupler with the proper plug and vice versa?

Please refer to the illustrations featured in the coupler/plug section of the Milton catalog.

Will Milton couplers and plugs interchange with all other manufacturers?

Although there are numerous styles of couplers and plugs known by the original manufacturers name Milton produces exact replacements for virtually all styles.

I just installed a new 1060/1062 pressure switch and air leaks out of the unloader valve emptying the tank. What is wrong?

Air leaking from the tube attachment is not due to a faulty pressure switch. If air is constantly leaking from this area, the problem is actually the check valve. It is not sealing the pressure in the tank and the air flow is heading back in the lines and out the unloader valve. To correct, clean or replace the check valve.

CATEGORY	PAGE	CATEGORY	PAGE
1/4" Basic Flow	2-11	Check Valve.....	55-56
3/8" Basic Flow	2,12-14	Clear Reinforced PVC Tubing	81
1/2" Basic Flow	2,15	Comfort Grip Blo-Gun.....	52
3 in 1 Air Manifold.....	22	Compression Tester.....	83
A-Style Cam & Groove Couplers.....	20	Compressor Accessory Kit	86
A-Style Couplers and Plugs.....	6-7	Compressor Filter	47
A-Style Female Coupler.....	6	Compressor Filter Housings	47
A-Style Female Plugs	6	Compressor Oil.....	58
A-Style Female Push Button Safety Coupler.....	6	Compressor Pressure Switch.....	47
A-Style Hose Barb Coupler.....	6	Compressor Tank Check Valves.....	55
A-Style Hose Barb Plugs	7	Compressor Tank Drain.....	47
A-Style Kits	7	Coupler/Plug Cross-Reference.....	18-19
A-Style Male Coupler.....	6	Couplers and Plugs	2-22
A-Style Male Plugs	6	M/I-Style	3-4
A-Style Male Push Button Safety Coupler.....	6	A-Style	6-7
A-Style Push on & Lock Coupler	6	AA-Style.....	12
A-Style Push on & Lock Plug.....	7	AMT-Style	7
AA-Style Couplers and Plugs.....	12	D-Style.....	8
AA-Style Female Coupler	12	G-Style.....	15
AA-Style Female Plug.....	12	H-Style.....	13
AA-Style Male Plug.....	12	L-Style	5
Adjustable Pocket Blo-Gun.....	54	P-Style	14
Adjustable Pocket Blo-Gun - M/I-Style	54	T-Style	9-10
Adjustable Pocket Blo-Gun - A-Style	54	V-Style	11
Adjustable Pocket Blo-Gun - L-Style	54	Cylinder Leakage Tester.....	84
Adjustable Pocket Blo-Gun - T-Style	54	D-Style Cam & Groove Couplers.....	20
Air Chuck.....	25,57	D-Style Coupler and Plugs	8
Air Hose Repair Kit.....	69	D-Style Female Coupler	8
Air Hose Swivel Connector.....	68	D-Style Female Plug.....	8
Air/Water/Oil In-line Check Valve.....	56	D-Style Male Coupler	8
Aluminum Cam & Groove Couplers	20-21	D-Style Male Plug.....	8
AMT Female Coupler	7	DC-Style Cam & Groove Caps	21
AMT Male Coupler.....	7	Dial Gages	23
AMT-Style Coupler	7	Digital Gage.....	31
ASME Coded Safety Valve.....	55	DP-Style Cam & Groove Caps	21
Automatic Condensate Drain.....	48	Drain Cock.....	70
B-Style Cam & Groove Couplers.....	20	Driveway Signals	85
Ball Valve.....	56	Driveway Signal - Hose	85
Basics of Compressed Air	33	E-Style Cam & Groove Couplers.....	21
Battery Starter & Charging System Tester.....	84	EPDM Hose.....	73
Bayonet Gages.....	28-29	F-Style Cam & Groove Couplers.....	21
Bayonet Gage Replacement Air Chuck.....	29	FAQs.....	88-89
Bayonet Gage Replacement Hose Whip.....	29	Ferrule	75
Blo-Guns.....	49-54	Filler Faucet.....	76
Blo-Gun Extension.....	49-52	Flex Hose	72
Blue Color PUVEX Tubing.....	80	Flex Hose Replacement Fittings.....	72
Brass Adapter.....	67	FRLs	33-48
Brass Ball Valves.....	56	FRL - Application Chart	34
Brass Female "Cross".....	68	FRL - Coalescing Filter	39
Brass Female "T".....	68	FRL - Deluxe Mini Trio.....	35
Brass Fitting.....	66-69	FRL - Desiccant Dryers	43-44
Brass Hose End.....	66	FRL - Filters	38
Brass Hose Ferrule.....	75	FRL - Heavy Duty Coalescing Filter	39
Brass Hose Mender.....	67	FRL - High Pressure Regulator	40
Brass Reducer Bushing.....	67	FRL - In line Air Flow Control Valve	46
Brass Swivel "L" Adapter	68	FRL - In line Filter	46
Brass Swivel Hose Fitting.....	66	FRL - In line Lubricator	46
Breather Vents.....	56	FRL - Lubricator.....	40-41
C-Style Cam & Groove Couplers.....	20	FRL - Lubricator with Sight Glass.....	41
Cam & Groove Couplers	20-21	FRL - Metal Bowl	37, 39-42
Cam & Groove Repair Parts.....	21	FRL - Micro Filter	35, 37-38

CATEGORY	PAGE	CATEGORY	PAGE
FRL - Mini Disposable Air Line Desiccant Filter/Dryer.....	44	M/I-Style Male Coupler.....	3
FRL - Mini Heavy Duty Regulator.....	36	M/I-Style Male Plugs.....	4
FRL - Mini Precision Lubricator.....	36	M/I-Style Male Push Button Safety Coupler.....	3
FRL - Piggyback Filter and Regulator.....	42	M/I-Style Plugs.....	4
FRL - Piggyback Mini Duo.....	35	M/I-Style Push on & Lock Coupler.....	4
FRL - Polycarbonate Bowl.....	37	M/I-Style Push on & Lock Plugs.....	4
FRL - Regulator.....	36,39-40, 42-43	Merchandisers and Kits.....	86-87
FRL - Replacement Parts.....	45	Natural Color PUVEX Tubing.....	80
FRL - Water Factor Chart.....	33	Non-Coded Safety Relief Valve.....	55
FRL Mini Low Pressure Regulator.....	36	Nylon Re-Koil Hose.....	71
Full Swivel Hose End.....	68	P-Style Coupler and Plugs.....	14
G-Style Couplers and Plugs.....	15	P-Style Female Coupler.....	14
G-Style .125".....	15	P-Style Female Plugs.....	14
G-Style .375".....	15	P-Style Hose Barb Coupler.....	14
G-Style Female Coupler.....	15	P-Style Hose Barb Plugs.....	14
G-Style Female Plugs.....	15	P-Style Male Coupler.....	14
G-Style Male Coupler.....	15	P-Style Male Plugs.....	14
G-Style Male Plugs.....	15	P-Style Push on & Lock Coupler.....	14
Gages.....	23-32	P-Style Push on & Lock Plug.....	14
Guide to Couplers and Plugs.....	2	Pencil Type Gages.....	30
H-Style Coupler and Plugs.....	13	Pistol Grip Blo-Gun.....	53
H-Style Female Coupler.....	13	Pneumatic Air Accessories.....	55-58
H-Style Female Plugs.....	13	Pneumatic Exhaust Muffler.....	56
H-Style Hose Barb Coupler.....	13	Polypropylene Cam & Groove Couplers.....	20-21
H-Style Hose Barb Plugs.....	13	Polyurethane Re-Koil Hose.....	71
H-Style Male Coupler.....	13	Portable Air Tank.....	69
H-Style Male Plugs.....	13	Portable Air Tank - Replacement Parts.....	69
H-Style Push on & Lock Coupler.....	13	Pressure Gages.....	32
H-Style Push on & Lock Plug.....	13	Push Button Safety Coupler.....	3
Handy Bend Water Nozzle.....	76	Push on & Lock On Air Hose.....	74
Heavy Duty Snubber Hose.....	76	Push on & Lock On Hose End.....	74
High Pressure Inflator Gages.....	27	Push on & Lock On Insertion Tool.....	74
Hose Anchor.....	85	Push to Connect - "TEE" Union.....	79
Hose and Brass Fittings.....	66-82	Push to Connect - "Y" Connector.....	79
Hose Ferrule.....	75	Push to Connect - Elbow Union.....	79
Hose Ferrule Crimping Tool.....	75	Push to Connect - Extended Male Swivel Elbow.....	77
Hose Mender.....	67	Push to Connect - Flow Control - Meter In.....	79
Hose Reel.....	82	Push to Connect - Flow Control - Meter Out.....	79
Hose Reel Replacement Parts.....	82	Push to Connect - Male Connector.....	77
Inflator Tire Gages.....	24-29	Push to Connect - Male Swivel "Y" Connector.....	78
Inflator Tire Gage Replacement Air Chuck.....	25	Push to Connect - Male Swivel Branch Tee.....	78
Inflator Tire Gage Replacement Gage Cartridge.....	25	Push to Connect - Male Swivel Elbow.....	77
Inflator Tire Gage Replacement Hose Whip.....	25	Push to Connect - Male Swivel Run Tee.....	78
Inflator Tire Gage Replacement Vavle Cartridge.....	25	Push to Connect - Straight Union.....	78
Kits.....	4,7,10,14,15	Push to Connect - Straight Union-Speed/Flow Control.....	79
KWIK-CHANGE®.....	3	Push to Connect Fitting.....	77-80
L-Style Coupler and Plugs.....	5	Push to Connect Tubing.....	80
L-Style Female Coupler.....	5	Puvex Tubing.....	80
L-Style Female Plug.....	5	PVC Air Hose.....	73
L-Style Male Coupler.....	5	PVC Tubing.....	81
L-Style Male Plug.....	5	Re-Koil Hose.....	71
Large Bore Air Chucks.....	65	Re-Koil Hose Kit.....	86
Large Bore Tool.....	65	Re-Usable Brass Hose Fitting.....	66
Load Genies.....	48	Re-Usable Brass Hose Mender.....	67
M/I-Style Coupler and Plugs.....	3-4	Rim Hole Bushing.....	60
M/I-Style Drag Guard Coupler.....	3	Road Grader and Tractor Valve.....	60
M/I-Style Female Coupler.....	3	Rubber Hose.....	73
M/I-Style Female Plugs.....	4	Safety Blo-Gun.....	50-51
M/I-Style Female Push Button Safety Coupler.....	3	Safety Blo-Gun - Rubber Tip.....	51
M/I-Style Hose Barb Coupler.....	4	Safety Blo-Gun with Extension.....	51
M/I-Style Hose Barb Plugs.....	4	Semi Trailer Air Brake Testing Tool.....	84

CATEGORY	PAGE	PART NO.	PAGE
Service Gages.....	31	112.....	69
Siphon Spray Blo-Gun.....	53	122.....	50
Snubber Hose.....	76	123.....	50
Straight Thru Couplers and Plugs	16	131.....	51
Straight Thru Female Coupler	16	132.....	50
Straight Thru Female Plug.....	16	133.....	51
Straight Thru Male Coupler	16	134.....	51
Straight Thru Male Plug.....	16	149.....	50
Swivel Connector.....	66,68	151.....	50
Swivel End Snubber Hose.....	76	155.....	53
Swivel Hose Fitting.....	66,68	158.....	51
T-Style Coupler and Plugs.....	9-10	159.....	51
T-Style Female Coupler.....	9	161.....	53
T-Style Female Plug	10	162.....	53
T-Style Female Push Button Safety Coupler	9	209.....	76
T-Style Female Re-Capper Plug.....	10	350.....	76
T-Style Hose Barb Coupler.....	9	404.....	61
T-Style Hose Barb Plug	10	406.....	60
T-Style Kits	10	434.....	62
T-Style Male Coupler	9	438.....	62
T-Style Male Plug	10	439.....	62
T-Style Male Push Button Safety Coupler	9	440.....	62
T-Style Push on & Lock Coupler.....	9	450.....	64
T-Style Push on & Lock Plug	10	463.....	60
Tank Conversion Kit.....	70	469.....	60
Tank Valve	70	470.....	60
Test Equipment.....	83-84	471.....	60
Test Tools.....	83-84	473.....	61
Tire Hardware.....	59-65	474.....	61
Tire Valve.....	59-65	475.....	61
Tool Oil.....	58	476.....	61
Truck Air Seat Blo-Gun Kit.....	86	481.....	61
Truck Tire Inflator Gages	26	482.....	61
Truck Valve Extension	62	483.....	61
Tubeless Tire Valve	59-61	484.....	61
Tubeless Tire Valve - Air-Liquid	60	485.....	61
Tubeless Tire Valve - Clamp-In.....	60	486.....	61
Tubeless Tire Valve - High Pressure	59	492.....	61
Turbo Blo-Gun	49	493.....	59
Turbo Blo-Gun Engine Cleaner	49	494.....	59
Turbo Blo-Gun Nozzle Kit.....	49	501.....	24
Twist-Lock Universal Couplers	17	502.....	24
Twist-Lock Universal Female Coupler.....	17	503.....	24
Twist-Lock Universal Hose Barb Coupler 2 Claw	17	504/S-504	24
Twist-Lock Universal Hose Barb Coupler 4 Claw	17	507.....	24
Twist-Lock Universal Male Coupler	17	508.....	25
Twist-Lock Universal Replacement Parts	17	509.....	25
V-Style Coupler and Plugs.....	11	510.....	25
V-Style Female Coupler.....	11	511.....	25
V-Style Female Plug	11	512.....	25
V-Style Female Plug - Steel.....	11	513.....	25
V-Style Male Coupler.....	11	514.....	25
V-Style Male Plug	11	517.....	26
V-Style Male Plug - Steel.....	11	518.....	26
Valve Cap	62	519.....	25
Valve Core	61	521/S-521	28
Valve Core Tool	63	523.....	28
Valve Tools	63-65	525.....	28
Variable Angle Swivel Fittings.....	22	526.....	29
Water Nozzle	76	527.....	29
Why should you use a Milton FRL System?.....	33	528.....	29
Zamak.....	67	529.....	29

PART NO.	PAGE	PART NO.	PAGE	PART NO.	PAGE	PART NO.	PAGE
550.....	26	1014.....	27	1477.....	65	1022-8.....	38
551.....	26	1015.....	27	1496.....	65	1022-10.....	38
552.....	26	1018.....	37	1626.....	75	1026-8.....	40
553.....	26	1019.....	37	1627.....	74	1027-8.....	40
556.....	26	1020.....	37	1628.....	73	1028-8.....	41
604.....	66	1026.....	39	1630.....	73	1028M.....	45
607.....	66	1027.....	39	1631.....	73	1028P.....	45
608.....	66	1028.....	40	1632.....	73	1029-8.....	41
610.....	66	1029.....	40	1633.....	73	1030-8.....	41
616.....	67	1030.....	40	1634.....	73	1031-8.....	41
618.....	67	1035.....	39	1635.....	73	1037-8.....	39
622.....	66	1036.....	39	1636.....	73	1051-2.....	47
623.....	67	1037.....	39	1640.....	73	1051-3.....	47
636.....	46	1059.....	27	1641.....	73	1052-1.....	47
650.....	67	1063.....	27	1642.....	73	1052-2.....	47
651.....	67	1064.....	27	1643.....	73	1052-3.....	47
652.....	67	1065.....	27	1644.....	73	1053-2.....	47
653.....	67	1066.....	27	1645.....	73	1065-9.....	27
660.....	68	1067.....	27	1667.....	71	107/S-107.....	50
681.....	76	1068.....	27	1669.....	71	1071G.....	27
684.....	69	1069.....	27	1670.....	71	1072-2.....	44
687.....	69	1071.....	44	1674.....	71	1072G.....	27
688.....	69	1072.....	44	1675.....	71	1086-2/S-1086-2.....	56
691.....	57	1073.....	27	1686.....	69	1086-4/S-1086-4.....	56
694.....	57	1100.....	43	1689.....	69	1086-6/S-1086-6.....	56
713.....	3	1101.....	43	1700.....	74	1086-8.....	56
714.....	3	1102.....	43	1761.....	16	1088-2.....	56
717.....	4	1106.....	42	1762.....	16	1088-4/S-1088-4.....	56
726.....	4	1107.....	42	1763.....	16	1088-6/S-1088-6.....	56
729.....	4	1108.....	42	1764.....	16	1088-8/S-1088-8.....	56
731.....	4	1109.....	42	1765.....	16	1090-70/S-1090-70.....	55
736.....	4	1110.....	42	1766.....	16	1090-125/S-1090-125.....	55
756.....	3	1111.....	42	1767.....	16	1090-150/S-1090-150.....	55
779.....	10	1113.....	39	1768.....	16	1090-200/S-1090-200.....	55
780.....	10	1114.....	39	1804.....	14	1091/S-1091.....	55
781.....	10	1115.....	39	1813.....	15	1091-1/S-1091-1.....	55
787.....	9	1152.....	45	1814.....	15	1091-2.....	55
788.....	9	1163.....	45	1819.....	15	1092-1/S-1092-1.....	55
789.....	9	1165.....	45	1820.....	15	1092-2.....	55
794.....	5	1166.....	45	1834.....	13	1093-4/S-1093-4.....	56
795.....	8	1167.....	45	1855.....	15	1093-8/S-1093-8.....	56
796.....	8	1168.....	45	1857.....	15	1093-12.....	56
797.....	8	1170.....	43	1858.....	15	1094-12.....	56
798.....	8	1188.....	32	1859.....	15	1094-16.....	56
802.....	85	1189.....	32	1860.....	15	1094-4/S-1094-4.....	56
805.....	85	1190.....	32	1862.....	17	1094-6/S-1094-6.....	56
819.....	85	1191.....	32	1863.....	17	1094-8/S-1094-8.....	56
825.....	85	1192.....	32	1864.....	17	1095-125.....	55
827.....	85	1193.....	32	1875.....	12	1095-150.....	55
830.....	85	1194.....	32	1877.....	12	1097-6/S-1097-6.....	48
838.....	85	1195.....	32	1878.....	12	1097-8/S-1097-8.....	48
839.....	85	1210.....	84	08-A1-506.....	24	1098-4.....	48
951.....	23	1260.....	84	1000-22.....	27	1098-6.....	48
956.....	23	1261.....	84	1001-4.....	58	1109-5.....	42
982.....	31,65	1455.....	61	1001-16.....	58	1110-5.....	42
1001.....	58	1457.....	62	1001-32.....	58	1111-5.....	42
1002.....	58	1458.....	62	1002-32.....	58	1113-8.....	40
1004.....	27	1460.....	65	1018-8.....	37	1113-17.....	45
1005.....	27	1470.....	65	1018M.....	45	1114-8.....	40
1006.....	27	1471.....	65	1018P.....	45	1115-8.....	40
1007.....	27	1472.....	65	1019-8.....	37	1118-1.....	45
1008.....	27	1475.....	65	1020-8.....	37	1118-2.....	45

PART NO.	PAGE	PART NO.	PAGE	PART NO.	PAGE	PART NO.	PAGE
1120-1	45	1636-500BK	73	1783-4	10	1863-2	17
1120-8	37	1640-500BK	73	1783-6	10	1863-4	17
1122-8	38	1642-500BK	73	1786-4	9	1863-6	17
1131-9	41	1654-2	75	1786-6	9	1863-8	17
1131-10	41	1654-3	75	1796-6	13	1864-2	17
1132-8	41	1654-4	75	1796-6BK	13	1864-4	17
1135-2	45	1654-5	75	1797-6	13	1864-6	17
1139-1	47	1654-6	75	1797-6BK	13	1864-8	17
1139-2	47	1654-7	75	1803/S-1803	14	1864-10	17
1142-1	35	1654-8	75	1803BK	14	1864-12	17
1142-2	35	1654-9	75	1804BK	14	1864-14	17
1144-1	45	1654-12	75	1805/S-1805	14	1865-1	17
1144-2	35	1669-1	71	1805BK	14	1865-2	17
1144M	35	1669-2	71	1806/S-1806	14	1865-3	17
1145-1	45	1669-100	71	1806-6	14	1865-4	17
1145-2	36	1671-10	71	1806-6BK	14	2001-1	20
1150-1	36	1671-20	71	1806BK	14	2001-2	20
1150M	36	1671-30	71	1807BK	14	2001-3	20
1152-1	45	1672-20	71	1807/S-1807	14	2001-4	20
1170-1	43	1672-30	71	1807-6	14	2001-5	20
1170-2	43	1673-20	71	1808/S-1808	14	2001-6	20
1170-8	43	1673-30	71	1808BK	14	2001-7	20
1174-7	32, 44	1674-4	71	1809/S-1809	14	2001-8	20
1180-1	48	1674-100	71	1809BK	14	2001-9	20
1180-2/S-1180-2	48	1675-1	71	1810/S-1810	14	2002-1	20
120/S-120	50	1675-4	71	1810BK	14	2002-2	20
150/S-150	50	1675-5	71	1815/S-1815	15	2002-3	20
152/S-152	51	1702-4	74	1815BK	15	2002-4	20
1623-1	72	1703-6	74	1816/S-1816	15	2002-5	20
1623-2	72	1704-6	74	1816BK	15	2002-6	20
1623-3	72	1704-8	74	1817/S-1817	15	2002-7	20
1623-4	72	1705-4	74	1817BK	15	2002-8	20
1623-10	72	1705-6	74	1818/S-1818	15	2002-9	20
1623-11	72	1706-4	74	1818BK	15	2003-1	20
1623-300	72	1706-6/S-1706-6	74	1819BK	15	2003-2	20
1623-500	72	1707-6/S-1707-6	74	1833/S-1833	13	2003-3	20
1624-1	72	1717-4	4	1833BK	13	2003-4	20
1624-2	72	1717-4BK	4	1834BK	13	2003-5	20
1624-3	72	1717-6	4	1835/S-1835	13	2003-6	20
1624-4	72	1717-6BK	4	1835BK	13	2003-7	20
1624-10	72	1736-4	4	1836/S-1836	13	2003-8	20
1624-11	72	1736-4BK	4	1836-6	13	2003-9	20
1624-300	72	1736-6	4	1836BK	13	2004-1	20
1624-500	72	1736-6BK	4	1837/S-1837	13	2004-2	20
1626-1	75	1740-4	74	1837BK	13	2004-3	20
1626-2	75	1742-6	74	1837-6	13	2004-4	20
1627-100	74	1746-6	14	1837-6BK	13	2004-5	20
1627-250	74	1746-6BK	14	1838/S-1838	13	2004-6	20
1627-500BK	74	1747-6	14	1838BK	13	2004-7	20
1628-1	73	1747-6BK	14	1839/S-1839	13	2004-8	20
1628-250	73	1761BK	16	1839BK	13	2004-9	20
1629-100	74	1762BK	16	1840/S-1840	13	2005-1	21
1629-250	74	1763BK	16	1840BK	13	2005-2	21
1629-500BK	74	1764BK	16	1855BK	15	2005-3	21
1630-100	73	1765BK	16	1857BK	15	2005-4	21
1630-250	73	1766BK	16	1859BK	15	2005-5	21
1630-500BK	73	1767BK	16	1862-4	17	2005-6	21
1632-100	73	1768BK	16	1862-6	17	2005-7	21
1632-200	73	1776-4	6	1862-8	17	2005-8	21
1632-500BK	73	1776-6	6	1862-10	17	2005-9	21
1636-1	73	1777-4	7	1862-12	17	2006-1	21
1636-150	73	1777-6	7	1862-14	17	2006-2	21

PART NO.	PAGE	PART NO.	PAGE	PART NO.	PAGE	PART NO.	PAGE
2006-3	21	2105-3	21	2205-1	78	2361-50	80
2006-4	21	2105-4	21	2205-2	78	2361-100	80
2006-5	21	2105-5	21	2205-3	78	2361-300	80
2006-6	21	2105-7	21	2205-7	78	2380-50	80
2006-7	21	2106-1	21	2205-8	78	2380-100	80
2006-8	21	2106-2	21	2205-9	78	2380-300	80
2006-9	21	2106-3	21	2205-10	78	2381-50	80
2007-1	21	2106-4	21	2205-11	78	2381-100	80
2007-2	21	2106-5	21	2205-12	78	2381-300	80
2007-3	21	2106-7	21	2206-1	78	2440-25	81
2007-4	21	2107-1	21	2206-2	78	2440-50	81
2007-5	21	2107-2	21	2206-3	78	2440-300	81
2007-6	21	2107-4	21	2206-7	78	2440-500	81
2007-7	21	2107-5	21	2206-8	78	2460-25	81
2007-8	21	2107-7	21	2206-9	78	2460-50	81
2007-9	21	2108-1	21	2206-10	78	2460-300	81
2008-1	21	2108-2	21	2206-11	78	2460-500	81
2008-2	21	2108-4	21	2206-12	78	2480-25	81
2008-3	21	2108-5	21	2207-1/S-2207-1	78	2480-50	81
2008-4	21	2108-7	21	2207-2	78	2480-300	81
2008-5	21	2200-2/S-2200-2	77	2207-3/S-2207-3	78	2480-500	81
2008-6	21	2200-3/S-2200-3	77	2207-4	78	2740-33	82
2008-7	21	2200-4/S-2200-4	77	2209-1/S-2209-1	79	2760-25	82
2008-8	21	2200-5	77	2209-2	79	2760-33	82
2008-9	21	2200-6	77	2209-3/S-2209-3	79	2760-50	82
2009-1	21	2200-8/S-2200-8	77	2209-4	79	2760-65	82
2009-2	21	2200-9/S-2200-9	77	2210-1/S-2210-1	79	2765-150	82
2009-3	21	2200-10/S-2200-10	77	2210-2	79	2780-33	82
2009-4	21	2200-11/S-2200-11	77	2210-3/S-2210-3	79	2780-50	82
2009-5	21	2200-12	77	2210-4	79	2785-65	82
2009-6	21	2200-13	77	2211-1	79	404-100	61
2009-7	21	2200-14	77	2211-2	79	409/S-409	59
2010-1	21	2202-1	77	2212-1	79	413-1	59
2010-2	21	2202-2/S-2202-2	77	2212-2	79	413-10	59
2010-3	21	2202-3/S-2202-3	77	2212-3	79	413-50	59
2010-4	21	2202-4/S-2202-4	77	2213-1	79	413-500	59
2101-1	20	2202-5	77	2213-2	79	414-10	59
2101-2	20	2202-6	77	2213-3	79	414-50	59
2101-3	20	2202-9/S-2202-9	77	2213-6	79	414-500	59
2101-4	20	2202-10	77	2213-7	79	415-10	59
2101-5	20	2202-11	77	2213-8	79	415-50	59
2101-7	20	2202-12	77	2213-9	79	415-500	59
2102-1	20	2202-13	77	2214-1	79	418-1	59
2102-2	20	2202-14	77	2214-2	79	418-10	59
2102-3	20	2203-1	77	2214-3	79	418-50	59
2102-4	20	2203-2	77	2214-6	79	418-500	59
2102-5	20	2203-3	77	2214-7	79	423-10	59
2102-7	20	2203-7	77	2214-8	79	423-50	59
2103-1	20	2203-8	77	2214-9	79	423-500	59
2103-2	20	2203-9	77	2340KIT	80	425-10	59
2103-3	20	2203-10	77	2340-50/S-2340-50	80	425-50	59
2103-4	20	2203-11	77	2340-100	80	425-500	59
2103-5	20	2203-12	77	2340-300	80	435/S-435	62
2103-7	20	2204-1	78	2341KIT	80	436/S-436	62
2104-1	20	2204-2	78	2341-50	80	437/S-437	62
2104-2	20	2204-3	78	2341-100	80	440-1	62
2104-3	20	2204-7	78	2341-300	80	440-2	62
2104-4	20	2204-8	78	2360KIT	80	440-3	62
2104-5	20	2204-9	78	2360-50/S-2360-50	80	440-4	62
2104-7	20	2204-10	78	2360-100	80	440-5	62
2105-1	21	2204-11	78	2360-300	80	444/S-444	63
2105-2	21	2204-12	78	2361KIT	80	445/S-445	63

PART NO.	PAGE	PART NO.	PAGE	PART NO.	PAGE	PART NO.	PAGE
448/S-448	64	652-4	67	762-1/S-762-1	11	P982	25
451/S-451	63	652-8	67	763/S-763	11	P98-A1-501	25
452/S-452	63	653-2	67	763-1/S-763-1	11	S-1060	47
453/S-453	63	653-4	67	764/S-764	11	S-1062	47
454/S-454	63	655/S-655	68	765/S-765	11	S-1140	35
462/S-462	60	655-1/S-655-1	68	766/S-766	11	S-1142	35
464/S-464	60	656/S-656	68	767/S-767	11	S-1144	35
493-10	59	656-1/S-656-1	68	775/S-775	6	S-1145	36
493-50	59	657-4	32	775BK	6	S-1146	36
494-10	59	658/S-658	68	776/S-776	6	S-115	54
494-50	59	658-1/S-658-1	68	776BK	6	S-1150	36
500-4	25,29	659/S-659	68	776-4	6	S-116	54
500-43	25,29	663/S-663	67	776-6	6	S-117	54
500-6	57	681-1	76	777/S-777	6	S-1173	44
500-7	57	683-4	22	777-4	7	S-1174	44
505/S-505	24	683-5/S-683-5	22	777-4BK	7	S-118	54
506/S-506	24	683-6	22	777-6	7	S-1235	83
516/S-516	24	684-4	69	777-6BK	7	S-1251	83
520/S-520	28	684-4/S-684-4	69-70	777BK	6	S-1253	83
522/S-522	28	690/S-690	57	778/S-778	6	S-1255	83
600/S-600	66	693/S-693	57	778BK	6	S-1257	84
600-2	66	695/S-695	57	783/S-783	10	S-148	51
600-3	66	697/S-697	57	783BK	10	S-153	51
600-4	66	697-2/S-697-2	57	784/S-784	10	S-154	51
601/S-601	66	698/S-698	57	784BK	10	S-156	53
602/S-602	66	699/S-699	57	783-4	10	S-157	53
603/S-603	66	711/S-711	4	783-6	10	S-160	53
604-1	66	713BK	3	785/S-785	9	S-165	53
605/S-605	66	714BK	3	785BK	9	S-1679	76
605-1	66	715/S-715	3	786/S-786	9	S-1679-2	76
605-2/S-605-2	66	715BK	3	786BK	9	S-173	52
605-3	66	716/S-716	3	786-4	9	S-174	52
609/S-609	66	716BK	3	786-6	9	S-175	52
611-4/S-611-4	66	717-6	4	787BK	9	S-177	52
611-6/S-611-6	66	717-6BK	4	790/S-790	5	S-1802	14
612-6/S-612-6	66	717BK	4	790BK	5	S-181	49
613-6	66	718/S-718	3	791/S-791	5	S-182	49
613-8	66	718BK	3	791BK	5	S-183	49
614-2/S-614-2	70	719/S-719	3	792/S-792	5	S-184	49
614-4/S-614-4	70	719BK	3	792BK	5	S-210	4
614-6/S-614-6	70	727/S-727	4	976/S-976	31	S-211	4
614-8	70	727BK	4	98-A1-501	24	S-212	4
615/S-615	66	728/S-728	4	99681	22	S-213	7
615-8	66	728BK	4	99681-1	22	S-215	10
617/S-617	66	732/S-732	4	99681-2	22	S-216	11
621-11	66	732BK	4	99681-3	22	S-217	11
636-6	46	733/S-733	4	99681-4	22	S-218	4
638-7	32,69	733BK	4	99681-5	22	S-219	4
640/S-640	67	736-6	4	99681-6	22	S-220	86
641/S-641	67	736-6BK	4	99681-7	22	S-221	4
642/S-642	67	736BK	4	99681-8	22	S-222	4
642-1	67	745/S-745	7	99681-9	22	S-223	13
643/S-643	67	745BK	7	P1120-16	45	S-224	15
643-1	67	746/S-746	7	P1623-8	72	S-225	86
643-3/S-643-3	67	746BK	7	P1624-8	72	S-230	86
646/S-646	67	755BK	3	P2741	82	S-300	76
646-1/S-646-1	67	755/S-755	3	P2761	82	S-400-6	64
647/S-647	67	760/S-760	11	P2781	82	S-404	61
647-1	67	760-1/S-760-1	11	P500-44	25,29	S-413	59
647-2	67	761/S-761	11	P500-45	25,29	S-413-1	59
651-1	67	761-1/S-761-1	11	P500-46	25	S-414	59
652-1	67	762/S-762	11	P516	25	S-415	59


PART NO.	PAGE	PART NO.	PAGE	PART NO.	PAGE
S-418.....	59	S-685-4.....	22	S-99774.....	6
S-423.....	59	S-685-6.....	22	S-99787.....	9
S-425.....	59	S-685-8.....	22	S-99788.....	9
S-441.....	63	S-690-12.....	57	S-99900.....	31
S-442.....	63	S-692.....	57	TR 413.....	59
S-443.....	63	S-693-12.....	57	TR 414.....	59
S-446.....	63	S-696.....	57	TR 415.....	59
S-447.....	64	S-772.....	7	TR 418.....	59
S-449.....	64	S-782.....	10	TR 423.....	59
S-465.....	60	S-911.....	30	TR 425.....	59
S-466.....	64	S-914.....	30	TR 600.....	59
S-620.....	69	S-917.....	30	TR 602.....	59
S-621.....	66	S-920.....	30		
S-637.....	46	S-921.....	30		
S-638.....	46	S-923.....	30		
S-638-1.....	46	S-925.....	30		
S-639.....	46	S-927.....	30		
S-648.....	67	S-928.....	30		
S-649.....	67	S-929.....	30		
S-657.....	68	S-931.....	23		
S-657-1.....	68	S-932.....	23		
S-657-2.....	68	S-933.....	23		
S-657-3.....	68	S-934.....	23		
S-676.....	67	S-935.....	23		
S-680.....	76	S-936.....	23		
S-680-1.....	76	S-986.....	31		
S-680-2.....	76	S-99705.....	3		
S-680-3.....	76	S-99706.....	3		
S-682.....	70	S-99773.....	6		

To view our catalog electronically,
just scan here with your QR reader app on your mobile device:



or visit us at www.miltonindustries.com

DISTRIBUTED BY:



CATALOG MILCAT1013

COPYRIGHT 2013 • Printed in the USA



Milton Industries, Inc.

4500 W. Cortland Street, Chicago, IL 60639

phone: 855-GO4-MILT (855-464-6458)

email: sales@miltonindustries.com